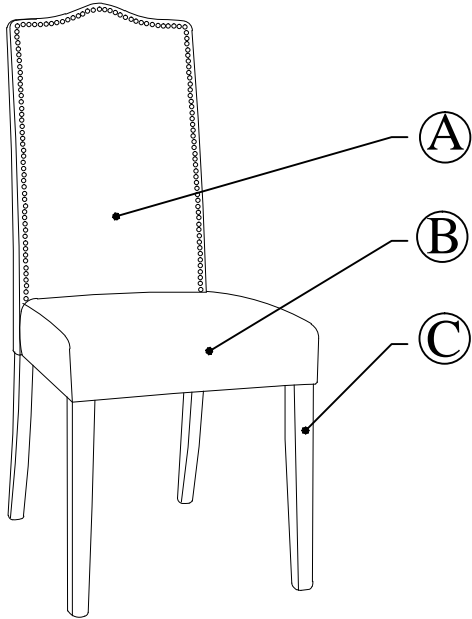


CHAIR & TABLE COMPANY

Thank you for purchasing a Chair & Table Company product. This product has been designed for easy assembly and is constructed for durability. Please take this time to read and follow the assembly instruction carefully. If a part or hardware is missing or you have any difficulties in assembling this product, please contact us.



ASSEMBLY INSTRUCTION



PARTS CHECK LIST

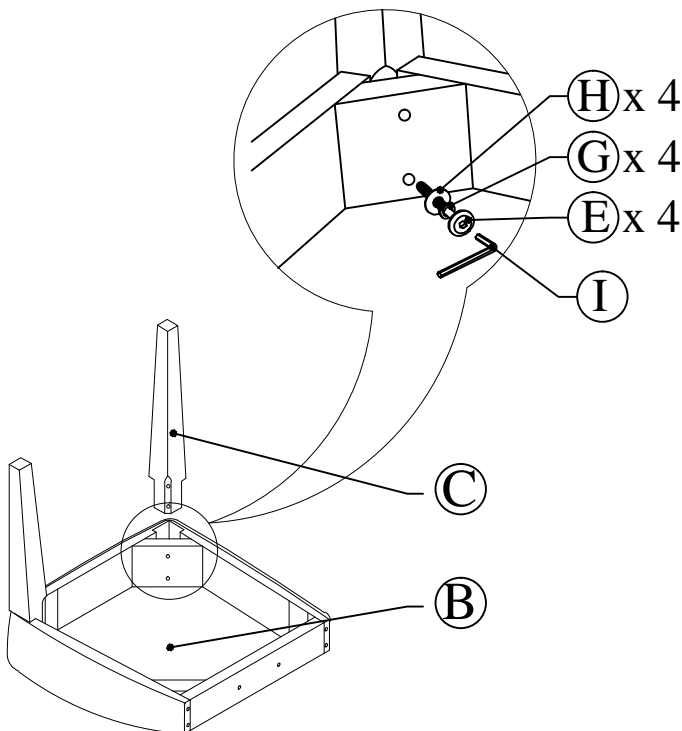
CODE	COMPONENTS	Q'TY
(A)	BACK REST	x01
(B)	SEAT	x01
(C)	FRONT LEG	x02

FITTINGS CHECK LIST

CODE	DESCRIPTION	Q'TY
(D)	 JCBC M6 x 70mm (RB)	x04
(E)	 JCBC M6 x 60mm (RB)	x04
(F)	 JCBC M6 x 45mm (RB)	x02
(G)	 SPRING WASHER Ø1/4 (RB)	x10
(H)	 FLAT WASHER Ø1/4 x 19mm (RB)	x10
(I)	 ALLEN KEY M4 x 60mm	x01

1.

Assemble FRONT LEGS to the SEAT as illustrated below.
DO NOT TIGHTEN THE SCREWS UNTIL FULLY SET UP.



2.

Assemble BACKREST to the SEAT as illustrated below.
TIGHTEN ALL THE SCREWS !!!

