
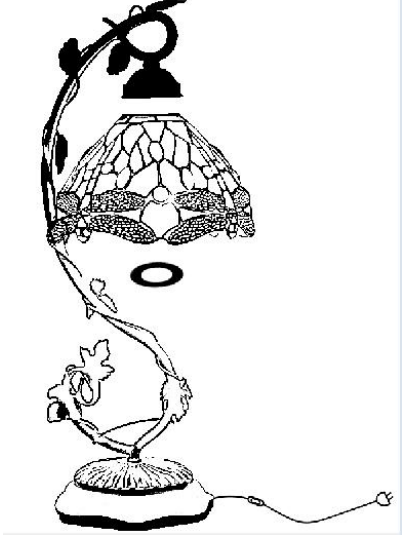

	<h2>Instruction</h2>	
		
<ol style="list-style-type: none">1) Take the ring from the socket (Important)Put the lampshade to the socket first, then assemble ring to the socket to fixed the lampshade in tight.Put the warm halogen bulb (MAX 60W) into socket, and test it whether it's working. If your bulb not working, first replace the bulb, and if it still doesn't work, please check whether the copper inside of the socket is pop-up.No matter meet any problem, please contact with us		

	<h2>Instruction</h2>	
		
<ol style="list-style-type: none">1) Take the ring from the socket (Important)Put the lampshade to the socket first, then assemble ring to the socket to fixed the lampshade in tight.Put the warm halogen bulb (MAX 60W) into socket, and test it whether it's working. If your bulb not working, first replace the bulb, and if it still doesn't work, please check whether the copper inside of the socket is pop-up.No matter meet any problem, please contact with us		