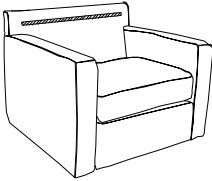

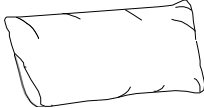




## ASSEMBLY INSTRUCTION SWIVEL CHAIR

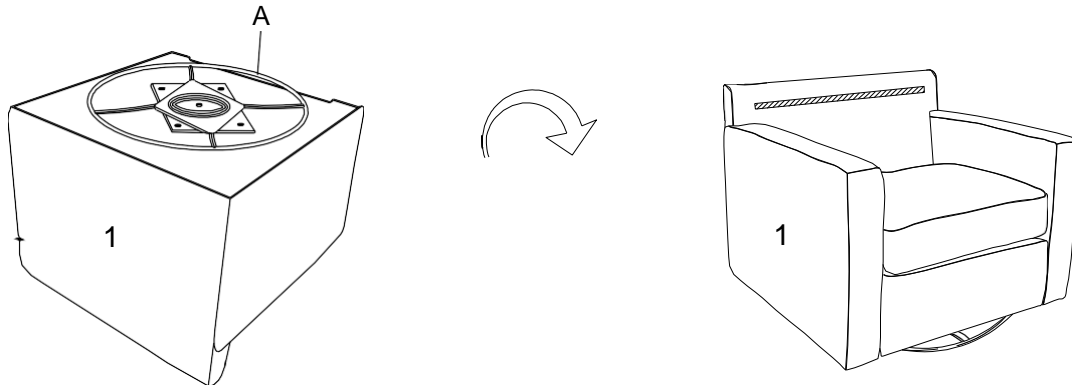


NOTE: Do not use power tools for assembly. Power tools increase the risk of over tightening which lead to splitting or cracking the wood.

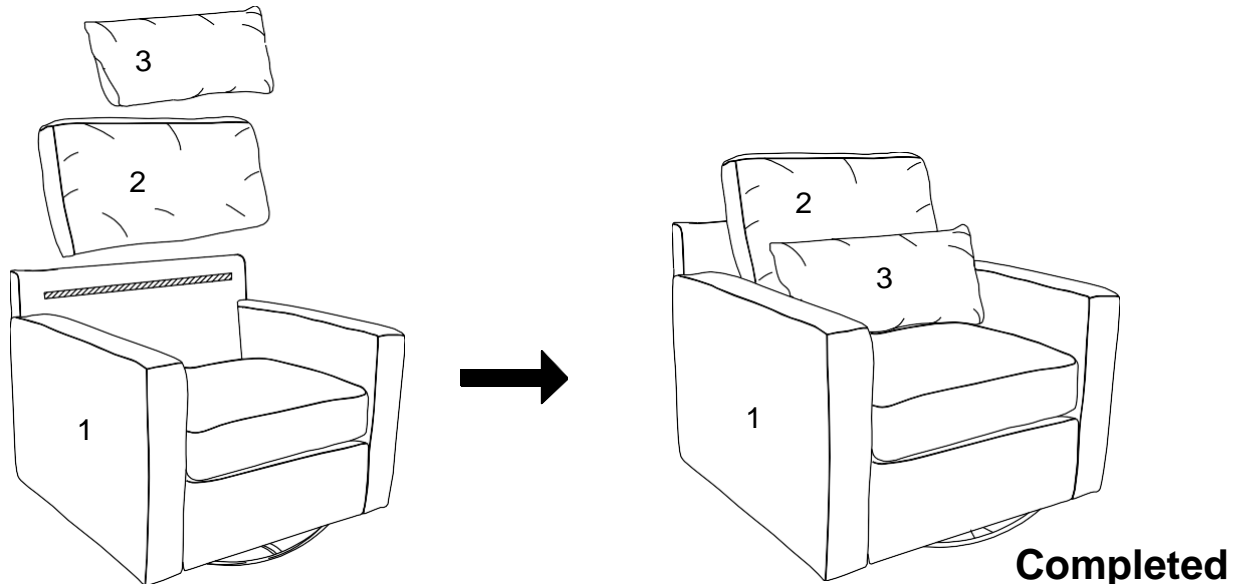
No	Description	Diagram	Quantily
1	Seat		1
2	Back cushion		1
3	Pillow 10"*24"		1

## ASSEMBLY INSTRUCTION SWIVEL CHAIR

### Step 1



### Step 2



### Care Instruction for Boucle Furniture:

In order to maintain the original appearance of your Boucle furniture, please follow below simple care procedures:

- Avoid exposing furniture directly to sunlight or heating and air conditioning outlets. Sunlight and or exposure to heating and air conditioning outlets will fade/damage Boucle.
- Vacuum or wipe with a soft cloth to remove dust.
- Hardware may loosen over time. Periodically check to make sure all connection are tight, Re-tighten if necessary.



For item use on wooden floor, hard surfaces or carpets, it is recommended to install protective pads under all legs and supports to avoid/prevent from damages/scratches and discoloration.