

Modern Luxury Crystal LED Chandelier

Caution: Please turn off power before installation and read the manual carefully, we advise you contact professional electricians to install for safety purpose.

Product Features

Style: Modern/Contemporary

Material: Metal, Crystal

Color: Chrome

Base Type: Integrated LED

Light Source Included: Yes

Voltage: 120VAC

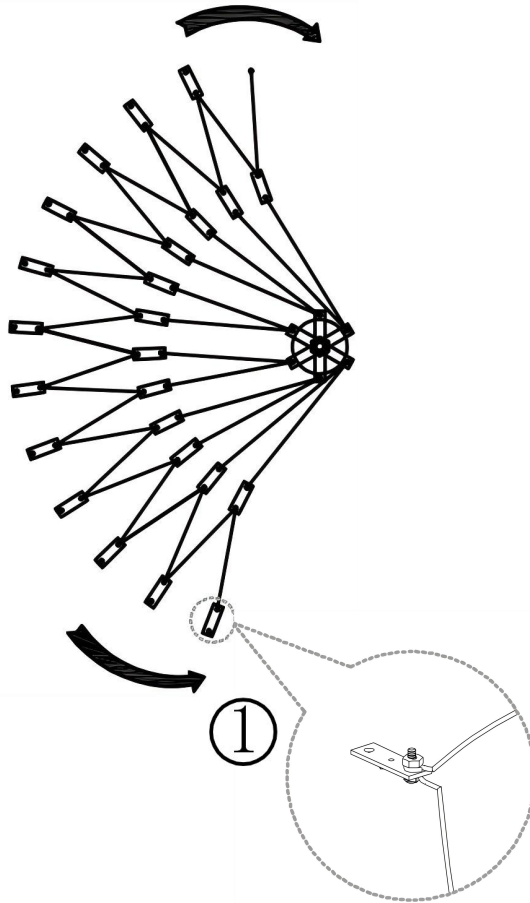
Wattage: 25.5W

Package includes

1 x Chandelier Light

1 x Accessories Kit

1 x User's Manual

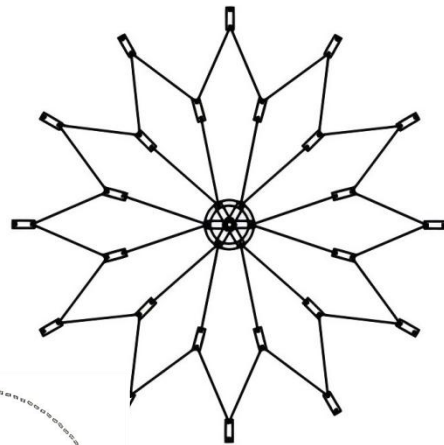
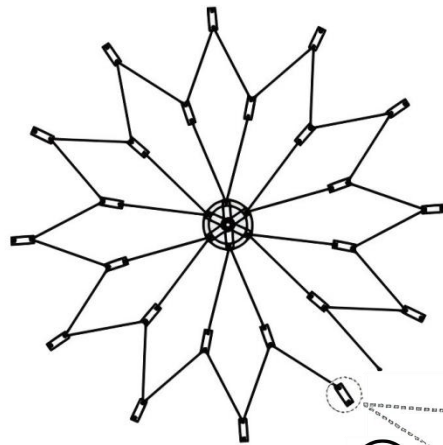


Installation Instructions

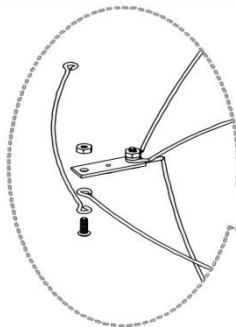
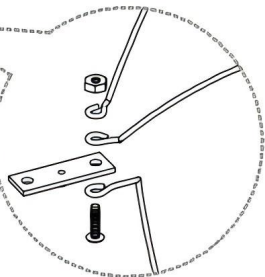
1. Divide the outer ring of the lamp body into 12 equal parts, and then unscrew the screws and nuts on the interface light source;
2. Then put the scattered iron wires on the holes on the light source, and then tighten the iron wires and the light source with screws and nuts;
3. Use screws to pass through the holes on the two iron wires, then through the holes on the light source, and then tighten the nuts to secure;
4. Fix the mounting plate to the junction box with screws;
5. Adjust the length of the steel cable and power supply line according to the height of the ceiling;
6. Connect the live wires of the lamps to the live wires, the neutral wires of the lamps to the neutral wires, and fix the ground wire and the wire reserved on the junction box to the mounting plate with the green screws. Ensure that no bare wires are exposed to prevent electrical leakage;
7. Push the canopy to the mounting plate and tighten it with screws;
8. Hang a crystal pendant on each light source (the pins are bent to both sides).

Note: Please use this product accordingly to its intended purpose, do not retrofit or remodeling the product. The warranty does not cover if the failure is caused by the third party product, or natural disasters.

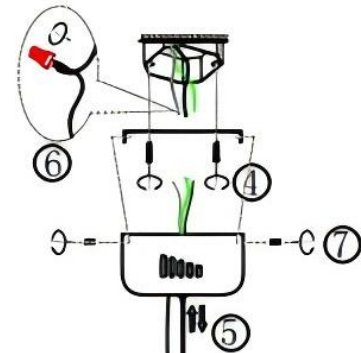
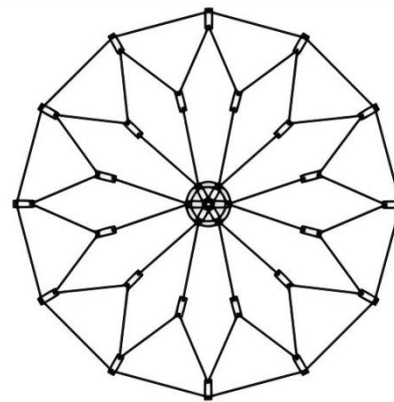
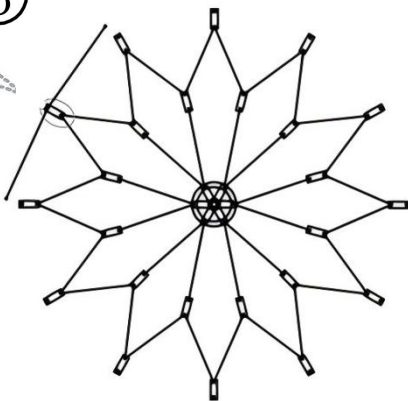
Made in China



2



3

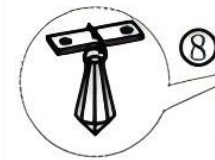


6

4

5

7



8

18.5mm

12 PCS

Front View