

# ASSEMBLY INSTRUCTION

MODEL NO.: RYS56

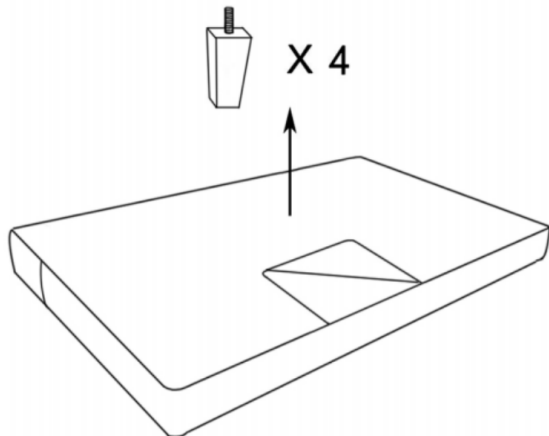
## PART LIST



A x4PCS

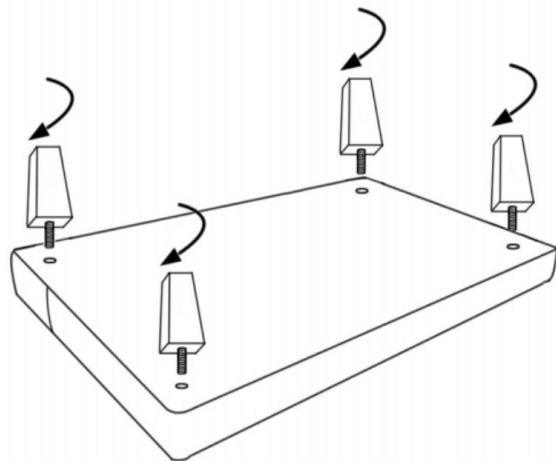
### Step 1

Take out the legs from bottom of sofa



### Step 2


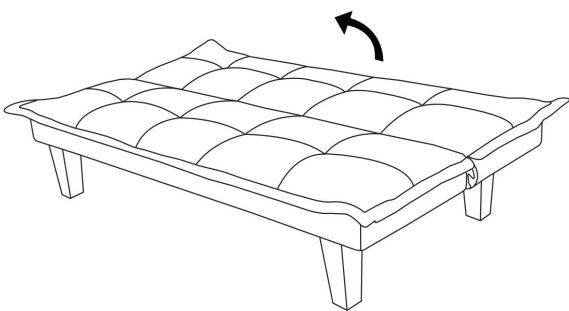
Assemble the legs



### Step 3

Put upright the sofa, and assemble is finished.

Lift the back slowly, and stop when you hear a click sound



Press the back to less than 90°, put it flat and converted to sleeper

