

ASSEMBLY INSTRUCTION

GROUP NO.: F2187












DESCRIPTION: 48" ROUND DININGTABLE

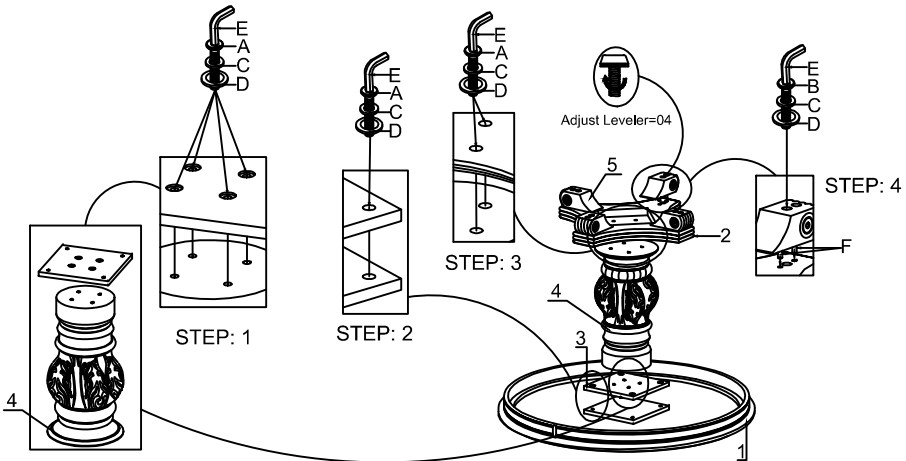
Read instruction carefully prior to assembly .

Thank you for purchasing this quality product.Check carefully for small parts which may have comeloose during shipment.


Remove all components from pack and place table top upside down on soft surface such as carpet or cloth to prevent scratching the finish.Identify and count all parts as specified below.

Do not tighten bolts until assembly is complete

NO.	HARDWARE PACK		Q'TY	NO.	PARTS LIST		Q'TY
A		ALLEN BOLT (Ø5/16**38mmL)	12PCS	1		TABLE TOP	1PC
B		ALLEN BOLT (Ø5/16**65mm)	4PCS	2		BASE	1PC
C		LOCK WASHER (Ø5/16")	16PCS	3		FRAME	1PC
D		FLAT WASHER (Ø5/16")	16PCS	4		PEDESTAL	1PC
E		ALLEN KEY (4MM)	1PC	5		BOTTOM LEGS	4PCS
F		DOWEL Ø10*30mmL	8PCS				



Assembly Completed



Cleaning instructions: Clean using soft cloth

MADE IN VIETNAM