



ELLAHOME

Birmingham End Table

SKU#

ET23

Overall

25”h x 19”w x 19”d











Description

Style and convenience combine to create the impeccable design of this wrought iron and marble end table. The crisp, clean frame forms diamond-shaped designs for a touch of modern flair. A smooth marble surface and lower marble shelf make it the perfect solution for extra storage space.



Materials

Wrought Iron/ Marble

Finish Options

- | | | |
|---|----|--------------------|
|  | AB | Antique Black |
|  | BB | Bronzed Brass |
|  | DO | Deep Ocean |
|  | DG | Distressed Gray |
|  | FB | Flat Black |
|  | GL | Gold Leaf (+15%) |
|  | MB | Metallic Bronze |
|  | MG | Metallic Graphite |
|  | OW | Oyster White |
|  | SL | Silver Leaf (+15%) |

Top Options

- | | | |
|---|----|-----------------|
|  | CM | Carrera Marble |
|  | LT | Lite Travertine |



Weight

15 lb