

FEATURES & SPECIFICATIONS

INTENDED USE

Provides an LED lighting platform to deliver general ambient lighting for surface-mount ceiling applications. Light engine delivers long life and excellent color to ensure a quality, low-maintenance light installation. Ideal for use in kitchens, offices, hallways, corridors, foyers, bedrooms, closets, utility work areas and more.

CONSTRUCTION

The Retro is constructed of a UV-stabilized impact-resistant polycarbonate diffuser flanked by decorative cast aluminum end caps in either a brushed nickel or bronze finish. The diffuser provides even illumination and softens the appearance of the LEDs for improved aesthetics.

OPTICS

2' produces 2,100 lumens and 4' produces 3,400 lumens at 4000K, both at 50,000 hours life.

The extruded acrylic diffuser minimizes LED image and provides high-angle brightness control.

ELECTRICAL

Long-life LEDs, coupled with a high-efficiency driver, provide extended service life. Standard input = 25 watts, 88 lumens per watt (2') and 36 watts, 94 lumens per watt (4'). Fixture is rated to deliver L70 performance at 50,000 hours and operates at 120 volts, 60Hz.

Works with most standard incandescent dimmers (see list of approved dimmers).

LISTINGS

UL Listed to US and Canadian safety standards. Listed for damp locations. ENERGY STAR® certified.

WARRANTY

5-year limited warranty. Complete warranty terms located at

www.acuitybrands.com/CustomerResources/Terms_and_conditions.aspx

NOTE: Actual performance may differ as a result of end-user environment and application.

All values are design or typical values, measured under laboratory conditions at 25 °C.

Specifications subject to change without notice.

Catalog Number
Notes
Type

Decorative Indoor


Retro Linear Flush Mount



LINEAR LED



	<i>Specifications</i>	
	2'	4'
Width:	8-9/16 (21.7)	8-9/16 (21.7)
Length:	27-5/8 (70.1)	49-3/8 (125.3)
Depth:	2-1/2 (6.2)	2-1/2 (6.2)
Weight:	3.3 (1.5 kg)	5.9 (2.7 kg)



All dimensions are inches (centimeters) unless otherwise indicated.

ORDERING INFORMATION

For shortest lead times, configure product using **bolded options**.

Example: FMLRETL 48IN 40K 80CRI BN

Series	Length	Color temperature	CRI	Finish
FMLRETL LED Linear Retro	24IN 2' Nominal	40K 4000 K	80CRI >80	BN Brushed nickel
	48IN 4' Nominal	35K 3500 K ¹	90CRI >90 ²	BZ Bronze
		30K 3000 K		
		27K 2700 K ¹		

Replacement parts: Order as separate catalog number.

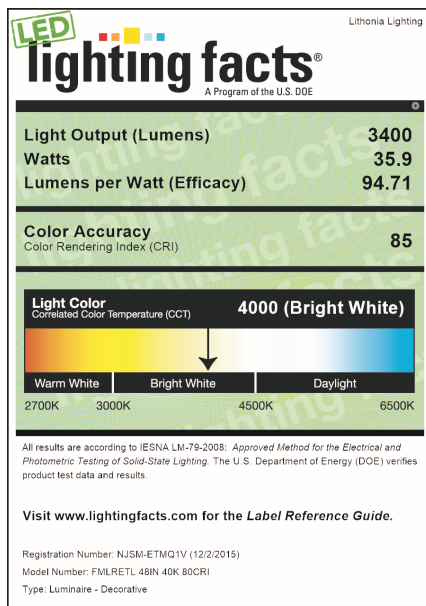
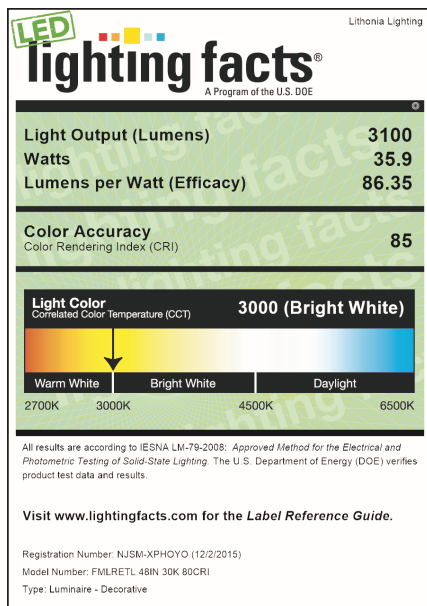
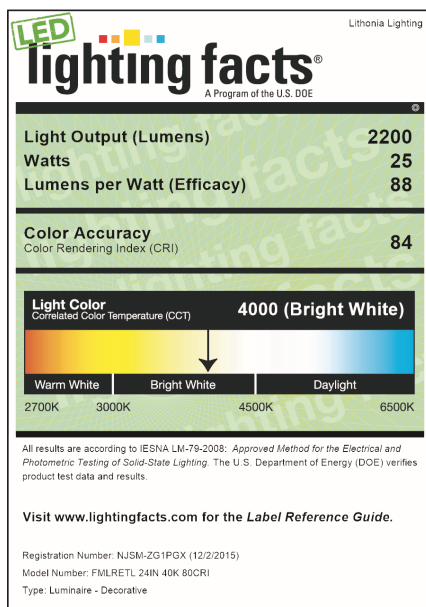
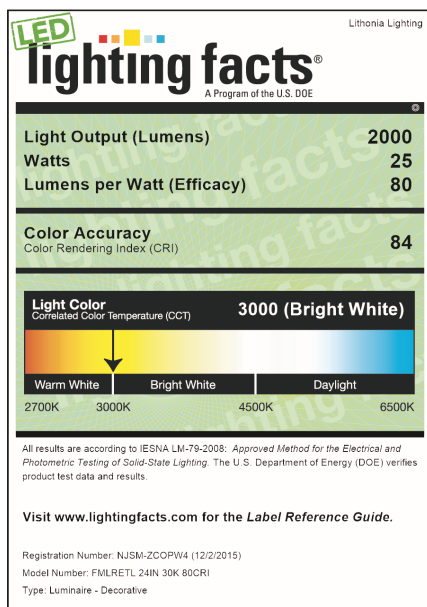
DFMLRETL 24	2' Nominal Retro replacement diffuser ³
DFMLRETL 48	4' Nominal Retro replacement diffuser ³

Notes

- Minimum 90-day lead time for non-standard color temperatures; minimum 50 order quantity.
- Minimum 90-day lead time for 90 CRI LEDs; minimum 50 order quantity.
- Replacement diffuser only; endcaps not available as replacement parts.

LED Linear Flush Mount Retro

LIGHTING FACTS



COMPATIBLE DIMMERS

The FMLBDRL is designed to operate with most standard Triac Based dimmers and is not compatible with 0-10v dimming systems. The following is a list of dimmers tested and does not imply any guarantee or warranty of compatibility with a particular application. Unlisted dimmers do not imply non-compatibility.

Manufacturer	Part number(s)
Leviton	6633-PA
Lutron	DV-603P
	S-600-P
Pass & Seymour	HCL453PTCCCV6
Synergy	ISD 600 I 120