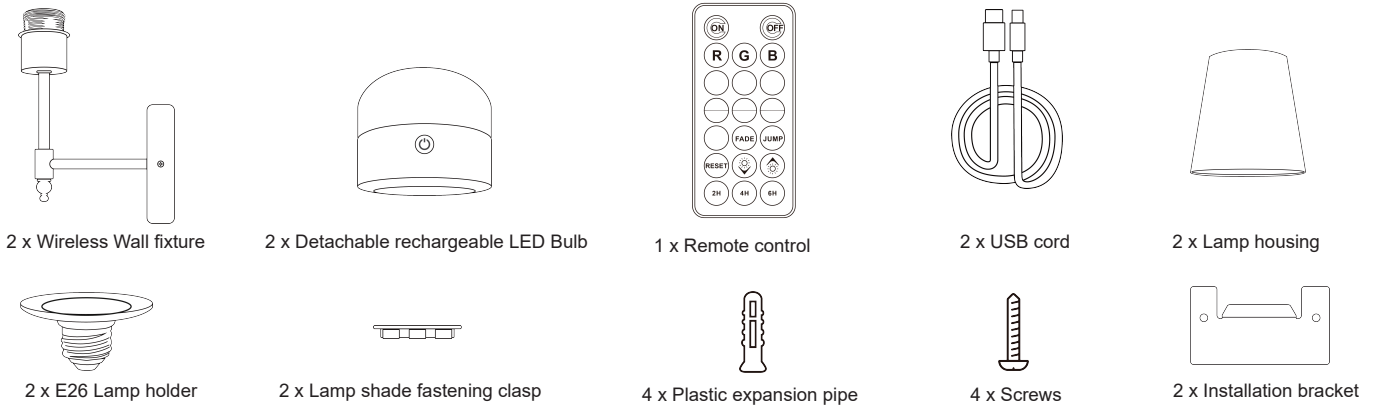


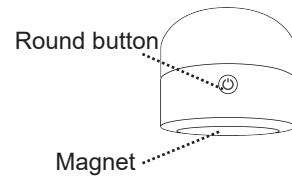
# Wireless Wall Sconces with Detachable Bulb



## How to use the Detachable Bulb?

The light features dual control options, allowing it to be operated by both round button and remote control.

1. Press the button on the light to ON, the light will come on and stay always on (Default brightness when turning on the light is at 100 % brightness daylight light).
2. Short press the round button to change colors from White - Red - Green - Blue - JUMP - Off.
3. In any mode or color setting, long press to directly turn off the light.
4. A magnet is built into the bottom of the bulb, easy to remove and charge the bulb.



## How to install the Wireless Wall Sconces With Detachable Bulb

**1**

Put the lamp housing into the lamp base, and then re-tighten the lamp shade fastening clasp and the E26 lamp holder (as shown in figure). Finally, put the LED light bulb to the wall sconces fixture.

.... Step 1

.... Step 2

.... Step 3

.... Step 4

**2**

Install the lamp base as the installation diagram shows, and then install the lamp on the bracket.

installation bracket

## How to use the Remote Control

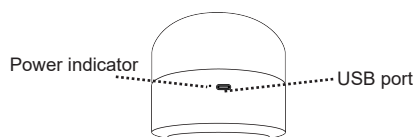
**Note:**

1. Default brightness when turning on the light is at 100 % brightness daylight light.
2. When you press RESET, the light will revert back to default daylight light color at 100% brightness.

- Turn on the light (ON button)
- Turn off the light (OFF button)
- Use color buttons to directly select single color mode, a total of 13 light colors to choose from (R, G, B buttons)
- Dynamic color changing (FADE, JUMP buttons)
- Decrease or Increase brightness of single color mode, decrease or increase speed of FADE/JUMP mode (brightness and speed adjustment buttons)
- The light back to default daylight color with 100% brightness (RESET button)
- Timer 2H/4H/6H (2H, 4H, 6H buttons)

## How to charge the Detachable Bulb

Please use original USB cord to charge the Detachable Bulb, the indicator turns red when the Detachable Bulb is charging, it turns green when the Detachable Bulb is fully charged.



## Specification

<b>Input Voltage:</b> 5V DC	<b>Battery:</b> 2600mAh
<b>Light Bulb Lumen:</b> 350lm±10%(Daylight)	<b>Material :</b> Iron + Plastic
<b>Light Color :</b> RGB + Daylight	<b>Charge Time:</b> Approx.3 hours
<b>Weight:</b> 1.49 lbs	<b>Product Dimension:</b> 13.26 x 6.3 x 7.8inch
<b>Runtime:</b> Approx.4-5hrs at white 100% brightness, 8-9 hrs at RGB color. over 36 hrs in dim mode.	

## WARRANTY

The manufacturer warrants this unit against defects in materials and workmanship on functional parts, for a period of 6 months from the original date of purchase. Your sales receipt showing the date of purchase of the product is your proof of purchase. Keep sales receipt in a safe place for future reference. This product is made with the highest quality materials and is warranted to be free from defects in materials and workmanship at the time of purchase. This limited warranty applies to products manufactured or distributed by the manufacturer, are delivered in the continental United States, and extends to the original purchaser, or gift recipient. This warranty becomes valid at the time of purchase and terminates either by the specified time frame listed above and or owner transfer. Any extended warranties (Warranties that cover above and beyond this manufacturer warranty) that are sold through a retailer or third party, are not directly correlated with this product's limited warranty, and may be redirected to said retailer or third party for coverage. This warranty extends through the manufacturer of the product and covers functional parts only. Cosmetics are not covered, unless unequivocally determined it is a workmanship defect. Shipping damage should be addressed with the shipping company, retailer or place of purchase, not the manufacturer unless the manufacturer was the direct shipper. The manufacturer's sole obligation under this warranty shall be limited to furnishing the original purchaser replacement parts for units deemed repairable by the supplier's warranty department. The purchaser is responsible for insurance coverage on any parts shipped or returned if desired. The purchaser is responsible to prepay any shipping charges (both ways) including, but not limited to taxes and duties. All exchanged parts and products replaced under this warranty will become the property of the manufacturer. The manufacturer reserves the right to change manufactures of replacement parts or products for use, in order to cover any existing warranty. The purchaser may be asked to provide the supplier with proof of purchase documents including the date of purchase. Any evidence of alteration, erasing or forgery of proof of purchase documents will be justified cause to void this limited warranty. Products, in which the serial number has been defaced or removed, are not eligible for warranty coverage. This warranty does not apply if the unit has been subject to negligence, fabrication, misuse, abuse or repairs, alteration by non-manufacturer authorized personnel, inappropriate installations or any case beyond the control of the manufacturer. Examples of warranty invalidation may also include, but are not limited to: Use of lacquer or paints in (and around) the unit Electrical requirement deficiencies (see manual for specific electrical requirements) Use with extension cords/timers/surge protectors/GFCI Outdoor Applications Normal wear /tear/weathering, Pet / Consumer accidents. The manufacturer shall not be liable for any loss due to use (or misuse) of the unit or other incidental or consequential costs, expenses or damage without irrefutable foundations. Under no circumstances shall the manufacturer or any of its representatives be held liable for injury to any person or damage to any property, however arising. Any implied warranty shall have duration equal of the applicable warranty stated above. Specifications are subject to change without notice or obligation. This limited warranty gives the original purchaser specific legal rights. Other rights may vary from state to state. In order to utilize the warranty, you must register your purchase within 30 days from the date of purchase.

## SAFETY INFORMATION

- \* Please do not disassemble or modify the led light for any-purpose.
- \* Discontinue use if damaged.
- \* Please check the voltage before installing the light to make sure the voltage is correct
- \* Do not try to replace it on your own.
- \* Clean the light with a soft cloth; Do not spray liquid cleaners or water on the light.
- \* Do not burn any of the items