
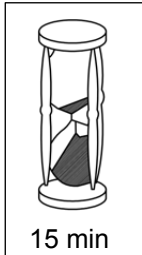


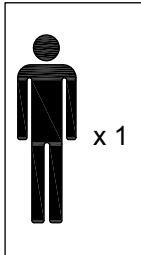
## Modern Armless Fabric Accent Chair



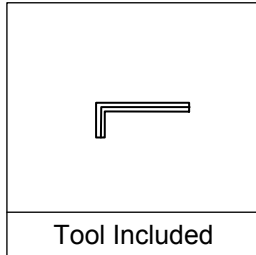
**NEED HELP?** For help with assembly, or if you are missing a part, please call our Customer Service.



15 min



x 1



Tool Included

### USEFUL HINTS BEFORE YOU START:

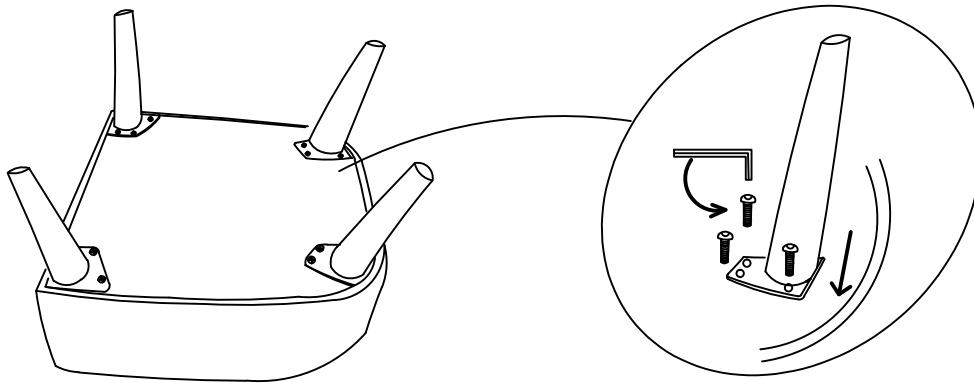
1. Read each step carefully before starting.
2. It is important that each step is performed in correct order to avoid difficulties.
3. Identify, sort and count the parts before assembly.
4. Assemble your furniture on packaging cardboard to prevent scratch or damage.
5. Clean the product with mild cleanser using soft damped cloth.  
Do not use harsh or abrasive cleanser.
6. Using incompatible hardware might cause damage to product.

### HARDWARE LIST :

A	B	C
4PCS	12PCS	1PC

### STEP 1:

Attach four Leg (A) to the bottom of the chair with Screw (B) using Allen Key (C), as shown.



### STEP 2:

Upright the back of the chair, as shown.

