

## CARE AND MAINTENANCE

Store outdoor furniture indoors or cover well when not in use.  
 Remove wooden furniture from standing water. Dust regularly with small brush or vacuum  
 Spills should be taken care of immediately before they harden or stain with a slightly dampened sponge.

## NOTICE

- \* Please make sure that you have all parts indicated before you begin assembly of this item
- \* This item should be assembled on a soft surface to prevent scratching the finish during assembly
- \* This item may require periodic tightening

**Weight Capacity : 275 Lbs (single seat)**  
**550 Lbs (towperson seat)**

**Warning : Do not stand on chair**

**Warning : Do not over torque bolts/screws**

## Part List and Hardware List

PIECE	DESCRIPTION	PICTURE	QUANTITY
1	Chair/Bench Left Frame		3X
2	Chair/Bench Right Frame		3X
3	Bench Back Frame		1X
4	Bench Seat Frame		1X
5	Chair Back Frame		2X
6	Chair Seat Frame		2X
7	Table Side		2X
8	Table Apron		2X
9	Glass Table		1X
10	Chair Cushion		2X
11	Bench Cushion		1X
A	Allen bolt(M6x25mm)		20X
B	Allen bolt(M6x40 mm)		24X
C	Flat washer		44X
D	Allen key		1X

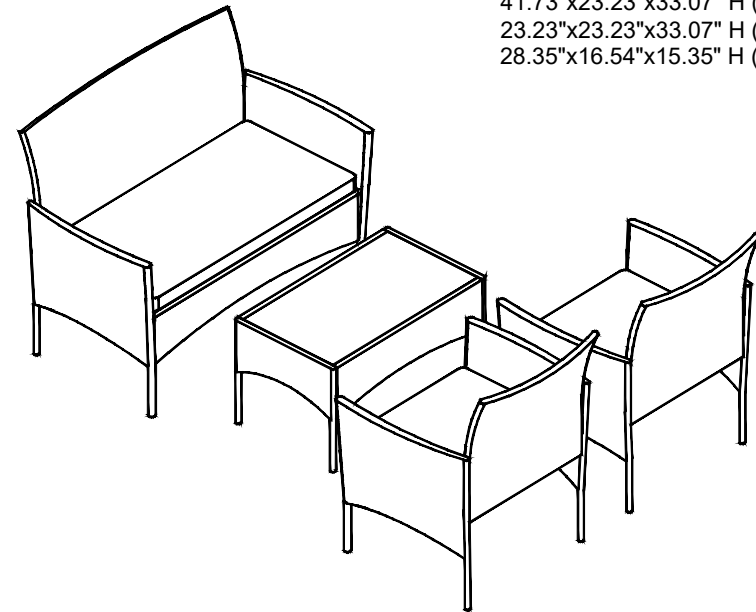


### Product Dimensions:

41.73"x23.23"x33.07" H (Bench)

23.23"x23.23"x33.07" H (Chair)

28.35"x16.54"x15.35" H (Table)



## CARE AND MAINTENANCE

Store outdoor furniture indoors or cover well when not in use.  
 Remove wooden furniture from standing water. Dust regularly with small brush or vacuum  
 Spills should be taken care of immediately before they harden or stain with a slightly dampened sponge.

## NOTICE

- \* Please make sure that you have all parts indicated before you begin assembly of this item
- \* This item should be assembled on a soft surface to prevent scratching the finish during assembly
- \* This item may require periodic tightening

**Weight Capacity : 275 Lbs (single seat)  
 550 Lbs (towperson seat)**


**Warning : Do not stand on chair**

**Warning : Do not over torque bolts/screws**



## Part List and Hardware List

PIECE	DESCRIPTION	PICTURE	QUANTITY
1	Chair/Bench Left Frame		1X
2	Chair/Bench Right Frame		1X
3	Bench Back Frame		1X
4	Bench Seat Frame		1X
11	Bench Cushion		1X
A	Allen bolt(M6x25mm)		4X
B	Allen bolt(M6x40 mm)		10X
C	Flat washer		14X
D	Allen key		1X

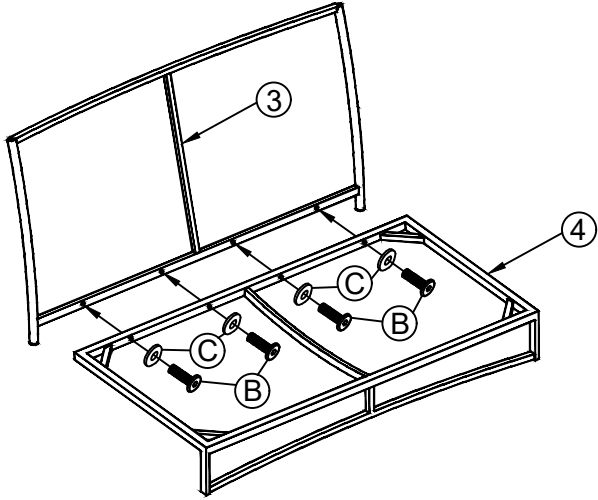
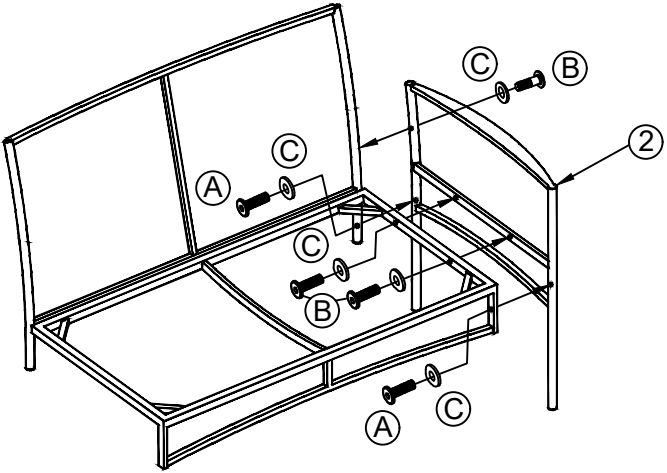
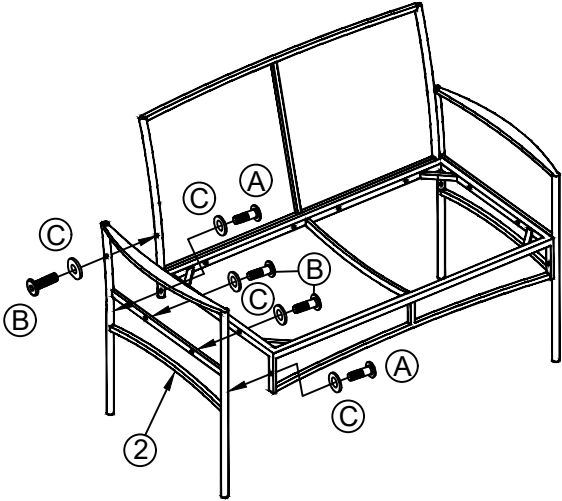



## PREPARATION

Before beginning assembly of product, make sure all parts are present. Compare parts with package contents list and hardware contents list. If any part is missing or damaged, do not attempt to assemble the product.

Estimated Assembly Time: 10 minutes.

Tools Required for Assembly (included): Allen Key

<p>1</p> 	<p>3</p> 
<p><b>Step 1</b> Connect Bench back frame (3) &amp; Bench seat frame (4), tighten Bolt (B) with Allen Key (D)</p>	<p><b>Step 2</b> Connect part from Step 1 &amp; Right frame (2), tighten Bolt (A) &amp; Bolt (B) with Allen key (D)</p>
<p>2</p> 	<p>4</p> 
<p><b>Step 3</b> Connect part from Step 2 &amp; Left frame (1), tighten Bolt (A) &amp; Bolt (B) with Allen key (D)</p>	<p><b>Step 4</b> Put on Bench cushion (11) to complete Bench</p>