
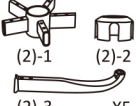



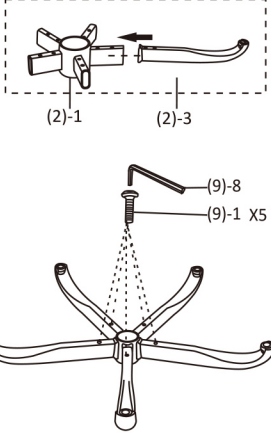
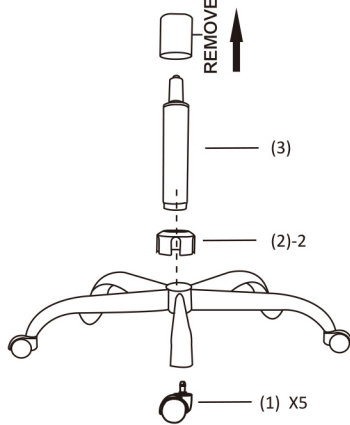
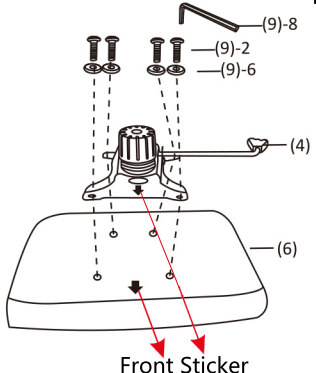




















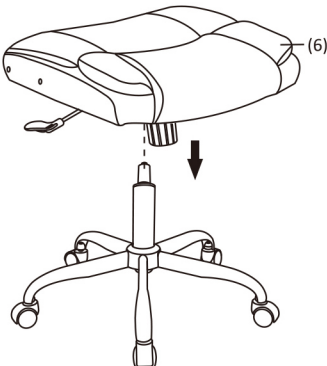
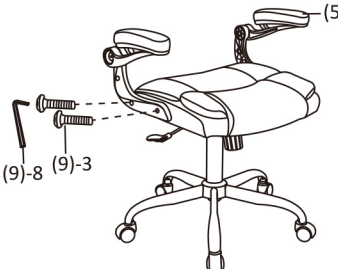
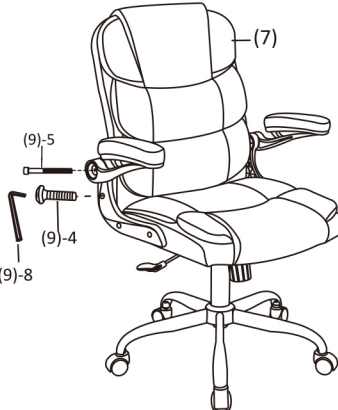
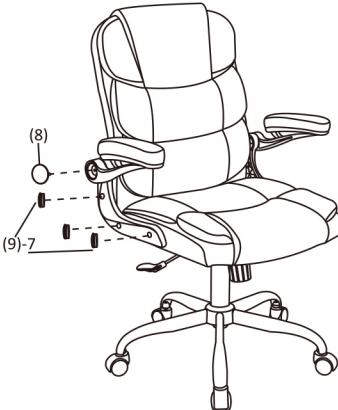










# Assembly Instruction

<p>(1) Castors X5</p> 	<p>(2) Base (2)-1 X5 (2)-2 X5 (2)-3 X5</p> 	<p>(3) Gas Lift</p> 	<p>(4) Mechanism</p> 	<p><b>A</b></p>  <p>Take out all accessories pull up the zipper, and install it</p>	<p><b>B</b></p>  <p>(2)-1 (2)-3 (9)-8 (9)-1 X5</p>	<p><b>C</b></p>  <p>REMOVE ↑ (3) (2)-2 (1) X5</p>	<p><b>D</b></p> <p>Please match the front mark of mechanism first and then set up</p>  <p>(9)-8 (9)-2 (9)-6 (4) (6) Front Sticker</p>																														
<p>(5) Armrests X2</p>  <p>(6) Seat</p>  <p>(7) Back</p>  <p>(8) Big caps for Armrests X2</p>  <p>(9) Screws And Tools</p> <table border="0"> <tr> <td>1</td> <td></td> <td>X5(M6*12mm)</td> <td>6</td> <td></td> <td>X4(M6*16mm)</td> </tr> <tr> <td>2</td> <td></td> <td>X4(M6*20mm)</td> <td>7</td> <td></td> <td>Small caps for Armrests X6</td> </tr> <tr> <td>3</td> <td></td> <td>X4(M6*30mm)</td> <td>8</td> <td></td> <td>X1(M6)</td> </tr> <tr> <td>4</td> <td></td> <td>X2(M8*30mm)</td> <td></td> <td></td> <td></td> </tr> <tr> <td>5</td> <td></td> <td>X2(M8*70mm)</td> <td></td> <td></td> <td></td> </tr> </table>				1		X5(M6*12mm)	6		X4(M6*16mm)	2		X4(M6*20mm)	7		Small caps for Armrests X6	3		X4(M6*30mm)	8		X1(M6)	4		X2(M8*30mm)				5		X2(M8*70mm)				<p><b>E</b></p>  <p>(6)</p>	<p><b>F</b></p>  <p>(5) (9)-8 (9)-3</p>	<p><b>G</b></p>  <p>(7) (9)-5 (9)-4 (9)-8</p>	<p><b>H</b></p>  <p>(8) (9)-7</p>
1		X5(M6*12mm)	6		X4(M6*16mm)																																
2		X4(M6*20mm)	7		Small caps for Armrests X6																																
3		X4(M6*30mm)	8		X1(M6)																																
4		X2(M8*30mm)																																			
5		X2(M8*70mm)																																			
<p><b>Note:</b></p> <p>1) In the step C, make sure the direction of the tilt tension knob of mechanism locate closer side to the front sticker;</p> <p>2) When assembling the process would be easier if the screws untighten by fixing, after all screws in position then fully tighten them before using.</p>																																					