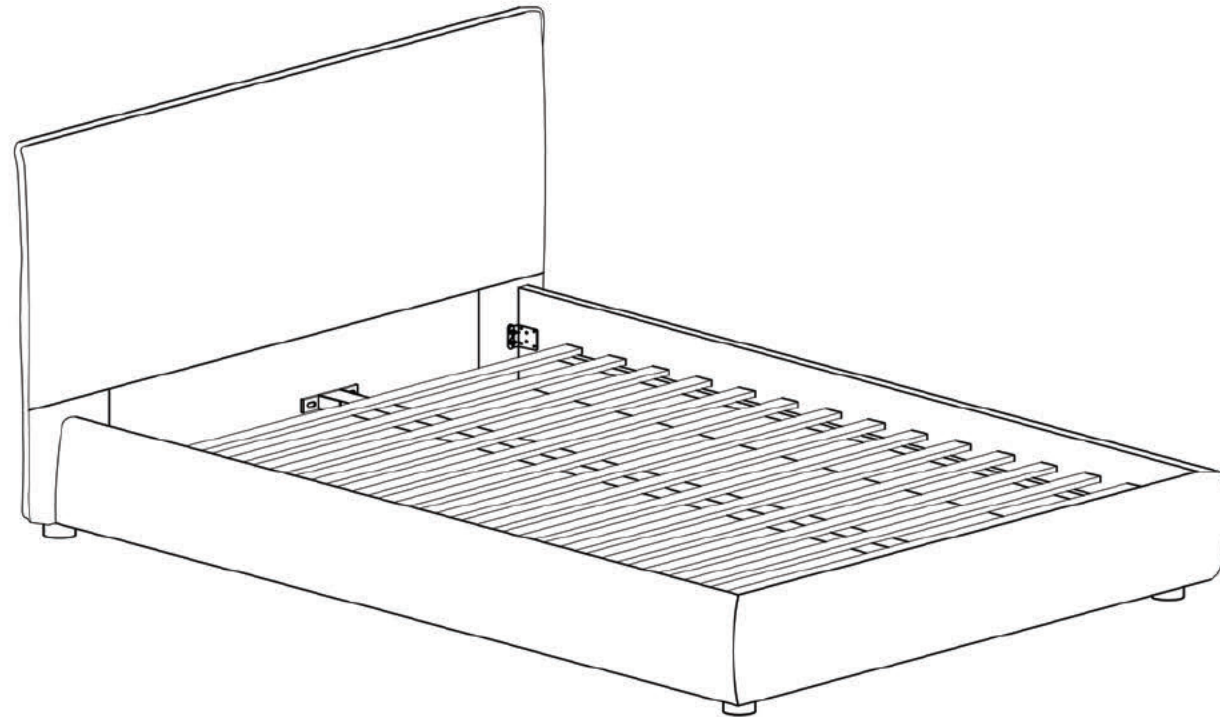












ASSEMBLY INSTRUCTIONS.

QUEEN BED SLATE VEGAN LEATHER



THANK YOU FOR YOUR PURCHASE!

PARTS AND HARDWARE.

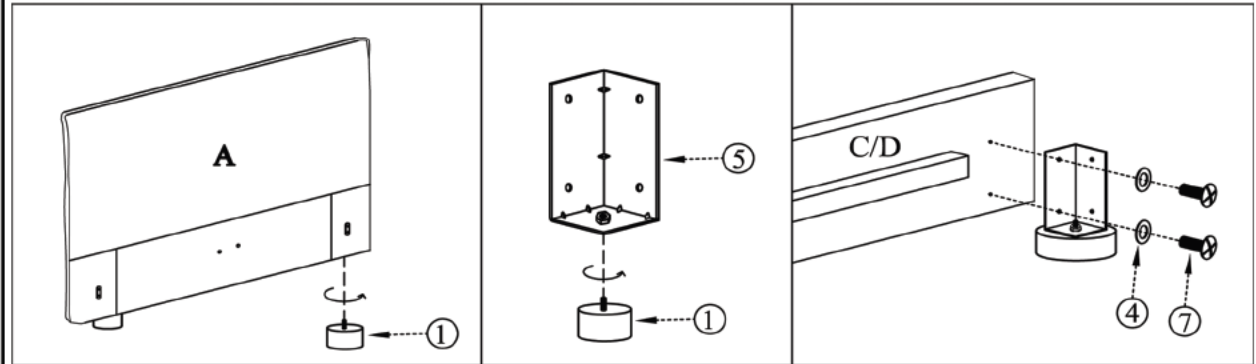
	
Feet	Gold Bolt (m8*18mm)
① X 4	② X 4
	
Allen Key	Washers (m8)
③ X 1	④ X 8
	
Brackets	Bolts (m8*25mm)
⑤ X 2	⑦ X 8
	
Headboard	Footboard
A X 1	B X 1
	
Right Side Rail	Left Side Rail
C X 1	D X 1

NOTES.

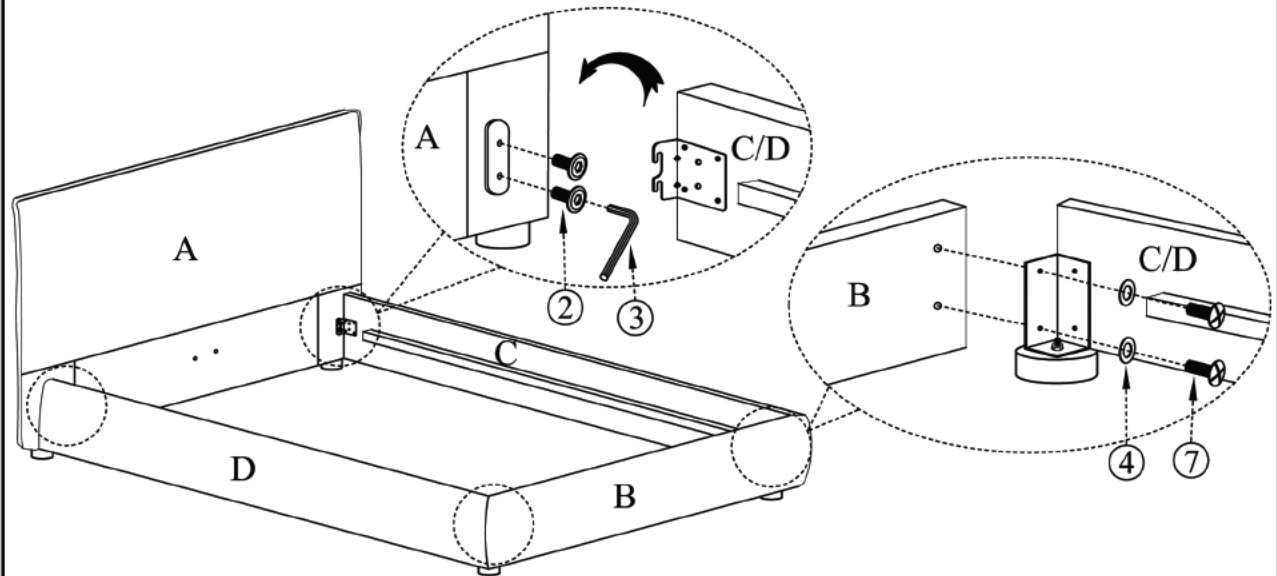
Thank you for purchasing this quality product! Be sure to check all packing material careful for small part that may have come loose inside the carton during shipping.

CAUTION: The item is heavy, assembly should be performed by two people.







STEP 1.



STEP 2.



PARTS AND HARDWARE.

	
Center Rail E X 1	Washers ④ X 4
	
Brackets ⑥ X 2	Bolts (m8*25mm) ⑦ X 2
	
Plastic Support legs ⑧ X 2	Bolts (m8*40mm) ⑨ X 2

NOTES.

Thank you for purchasing this quality product! Be sure to check all packing material careful for small part that may have come loose inside the carton during shipping.

CAUTION: The item is heavy, assembly should be performed by two people.

STEP 3.

