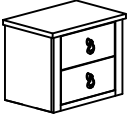
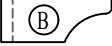
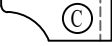

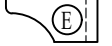




ASSEMBLY INSTRUCTIONS


ITEM NO :
NIGHTSTAND

BOX OF NIGHTSTAND

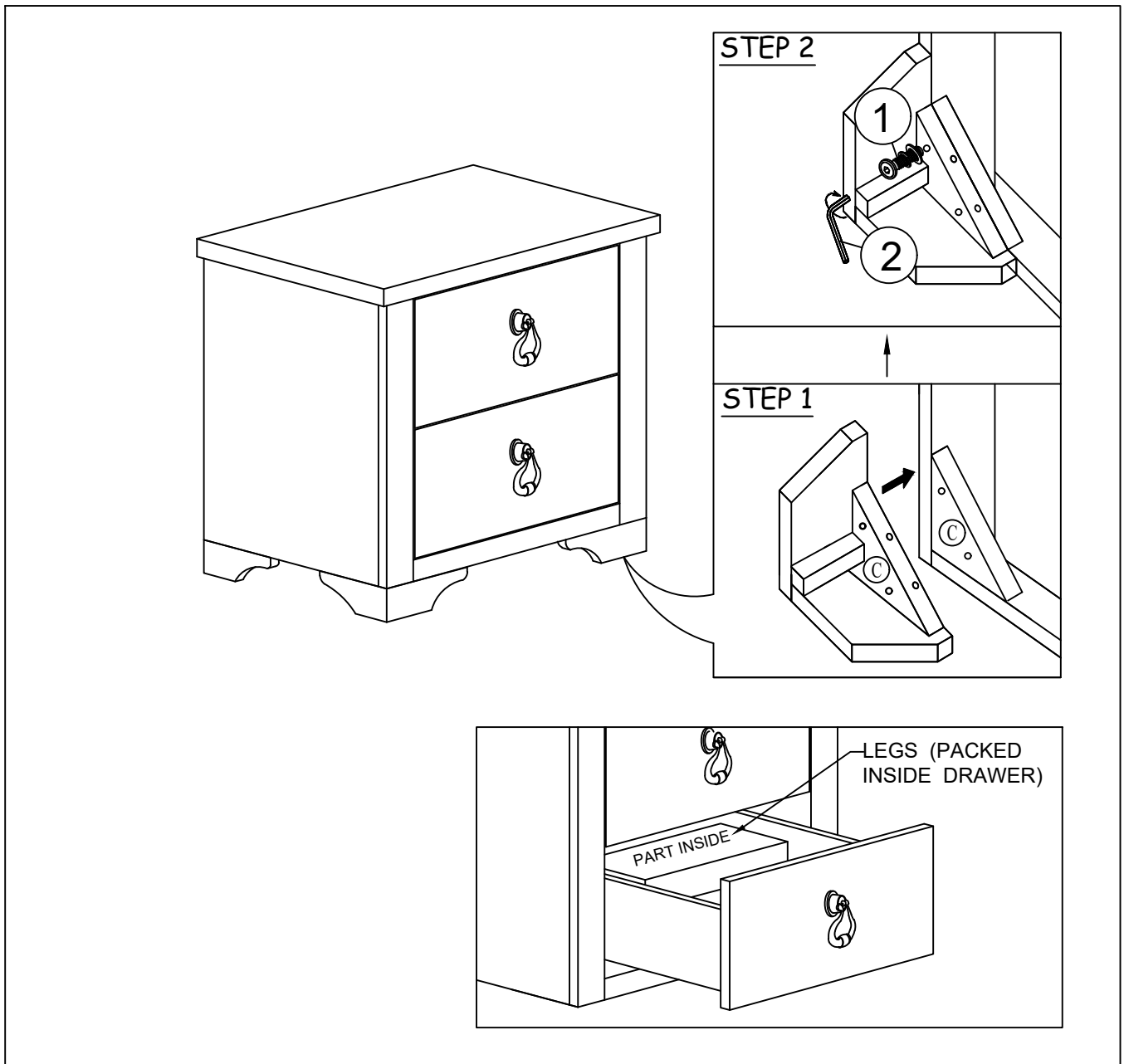
ITEM	DRAWING	DESCRIPTION	QTY
A		NIGHTSTAND	1
B		LEFT FRONT LEG (Packed inside drawer)	1
C		RIGHT FRONT LEG (Packed inside drawer)	1
D		LEFT BACK LEG (Packed inside drawer)	1
E		RIGHT BACK LEG (Packed inside drawer)	1

BOX OF NIGHTSTAND HARDWARE LIST

ITEM	DRAWING	DESCRIPTION	QTY
1		JCBC BOLT WITH SPRING WASHER AND FLAT WASHER (M6 x 40mm)	8
2		ALLEN KEY (M4)	1



COMPLETED NIGHTSTAND ASSEMBLY



THE HARDWARE IS LOCATED IN THE PACKING ITEMS

NOTE : MUST TIGHTEN SCREWS PERIODICALLY. WITH USE SCREWS MAY BECOME LOOSE.
CHECK TIGHTNESS OF ALL SCREWS EVERY 6-8 WEEKS.

CLEANING INSTRUCTION

After assembled, clean & polish the completed parts if necessary with soft cloth and industrial recognized furniture polish

MADE IN MALAYSIA