

Installation

Please scan the QR code on the right for installation video.

To avoid scratches and swallowing parts, please do not install by children!

Hardware List		Hardware List			
	Seat	1		Backrest	1
	Seat cushion	1		Back cushion	1
	Sofa cover	1		Legs	4
	Buckle	1		8x20mm screw	2


1




2




3 Put on the sofa cover. Be careful to loosen all the zippers first.
The mesh goes on the bottom of the couch.
Suggestion: you'd better not remove the protective strip before finish putting the cover on.



4



Secure the legs of the sofa.



6 Apply the connection buckles to connect the seats together (or not, it's totally up to users).

