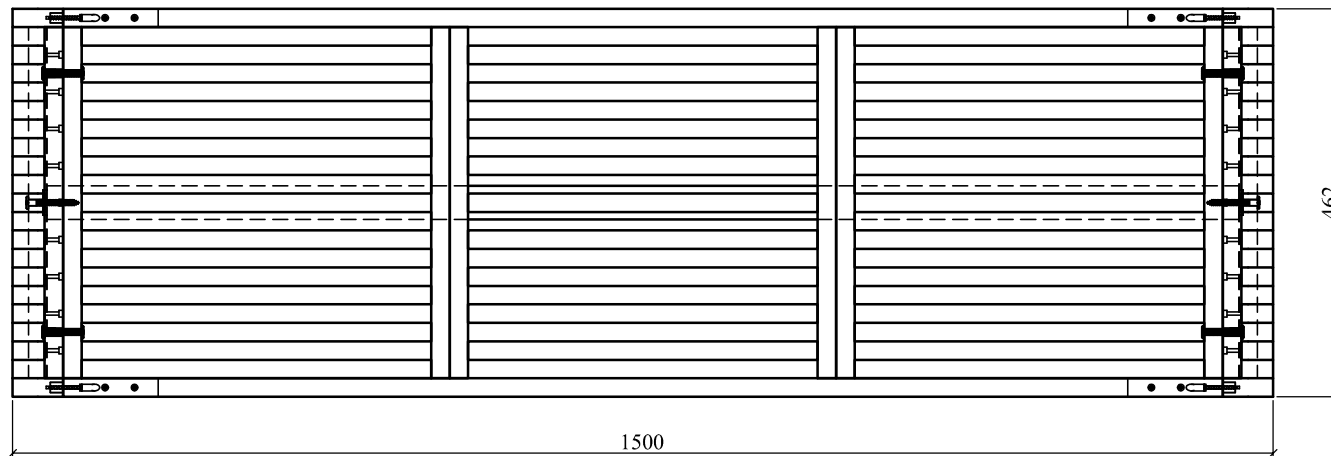
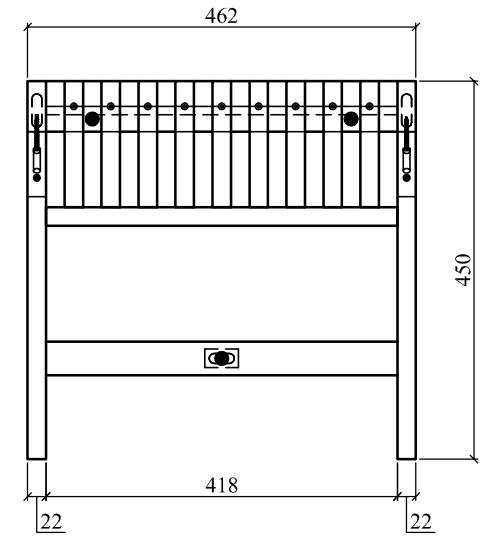
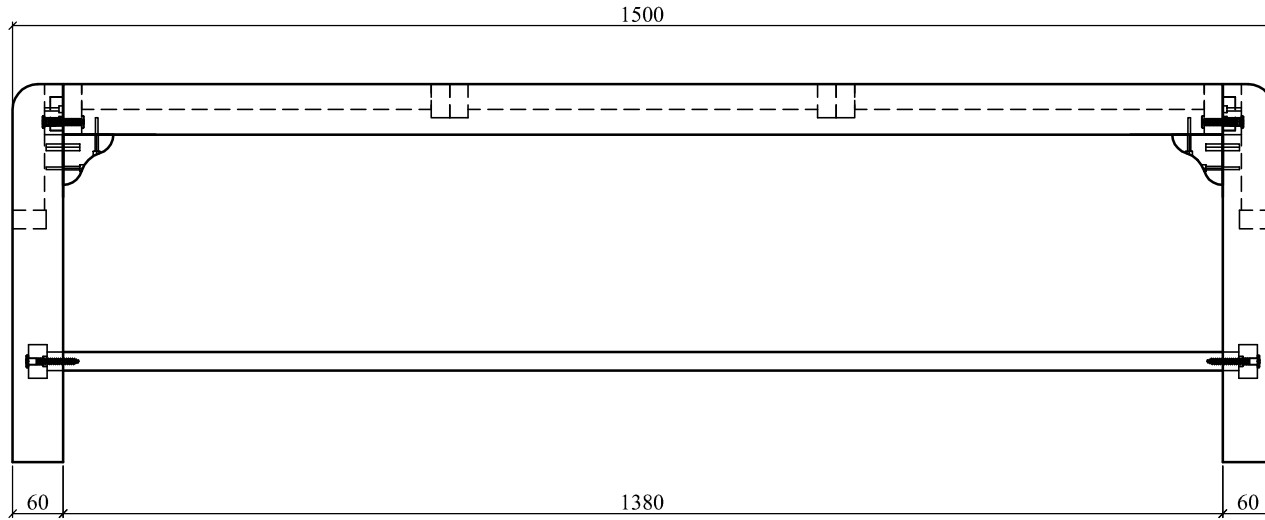
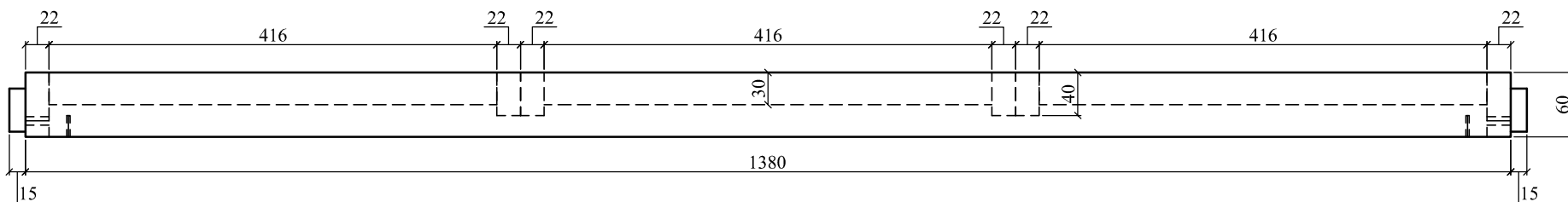
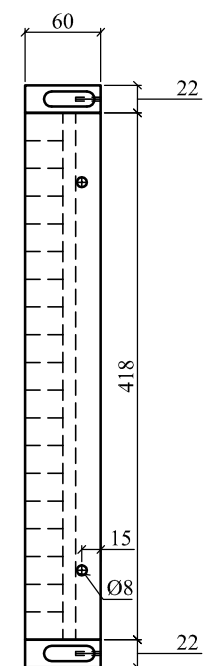
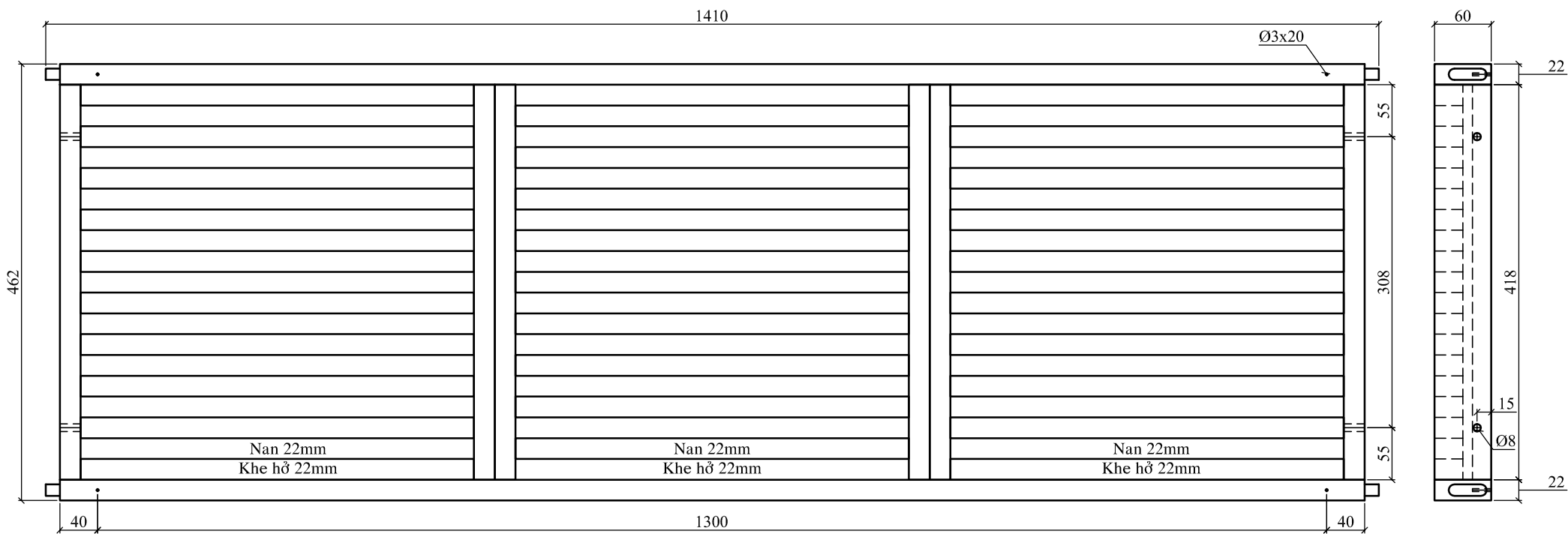


| Tên chi tiết | SL/ SP | Quy cách tinh (mm) | | | KL tinh (m ³) |
|-----------------|-----------|--------------------|------|------|------------------------------|
| | | Dày | Rộng | Dài | |
| Chân | 4 | 22 | 60 | 450 | 0.00238 |
| Kiềng chân dưới | 2 | 22 | 40 | 454 | 0.00080 |
| Kiềng chân trên | 2 | 22 | 40 | 454 | 0.00080 |
| Kiềng chân dọc | 1 | 22 | 40 | 1428 | 0.00126 |
| Đố dọc | 2 | 22 | 60 | 1410 | 0.00372 |
| Đố ngang nhỏ | 4 | 22 | 40 | 454 | 0.00160 |
| Đố ngang lớn | 4 | 22 | 60 | 454 | 0.00240 |
| Nan mặt | 27 | 22 | 30 | 450 | 0.00802 |
| Nan hông | 18 | 22 | 38 | 165 | 0.00248 |
| Kẻ góc | 4 | 22 | 60 | 60 | 0.00032 |
| Tổng : | 68 | | | | 0.02377 |

| | | | |
|------------------------------|------------------|--------------|---------------|
| Product Name: Backless bench | | | |
| Detail: | | | |
| Dimension: | | | |
| Drawing Code: | Drawn by: Lhhung | Checked by: | Material: |
| Update: | Designed by: | Scale: 1 / 7 | Sheet Number: |

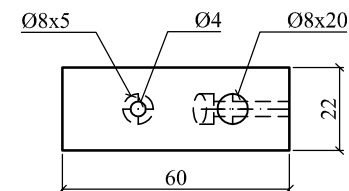
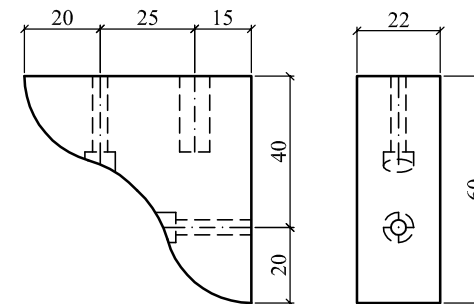
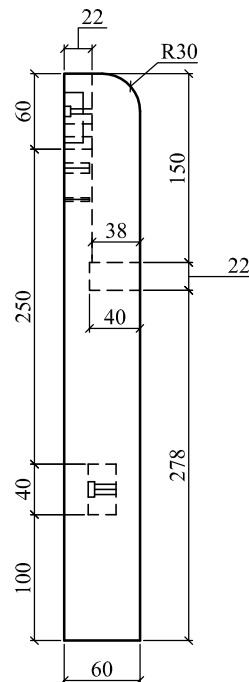
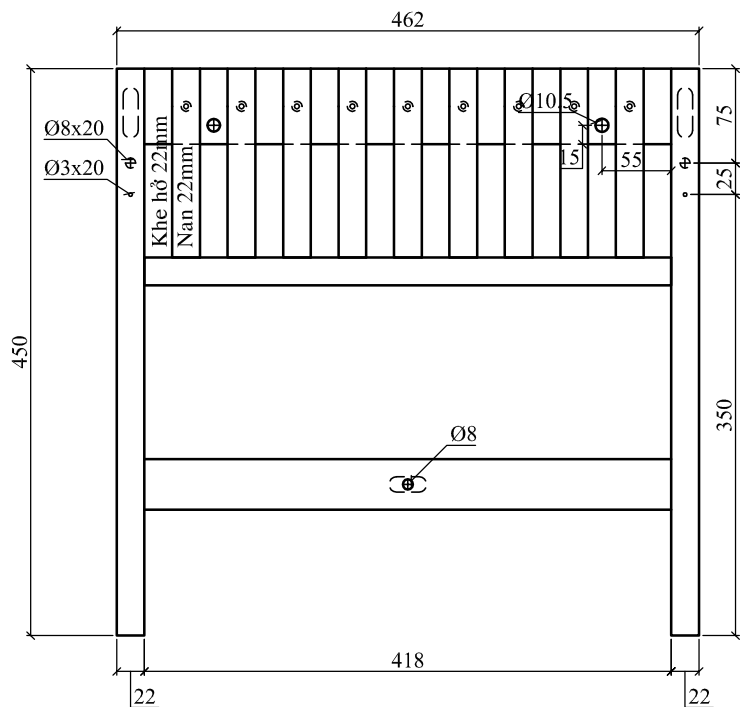

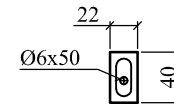



| | | | |
|------------------------------|-----------------|--------------|---------------|
| Product Name: Backless bench | | | |
| Detail: | | | |
| Dimension: | | | |
| Drawing Code: | Drawn by: Lhung | Checked by: | Material: |
| Update: | Designed by: | Scale: 1 / 9 | Sheet Number: |



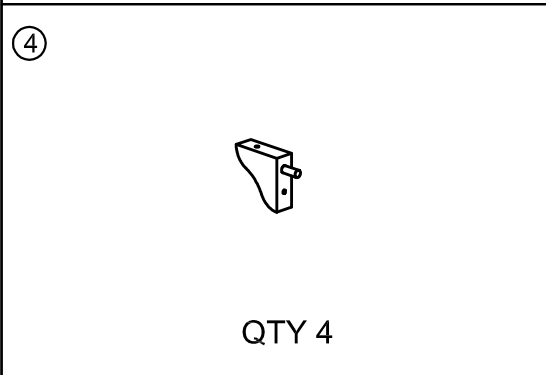
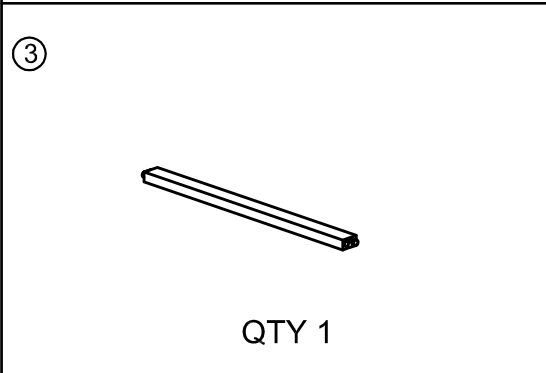
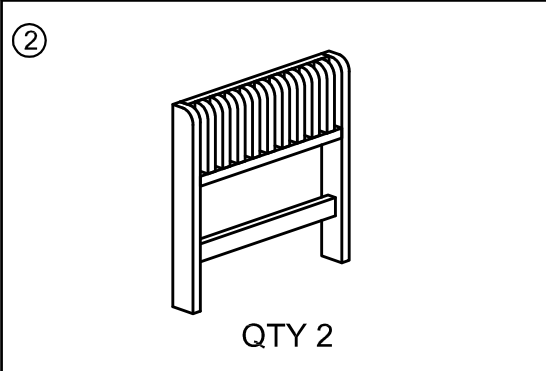
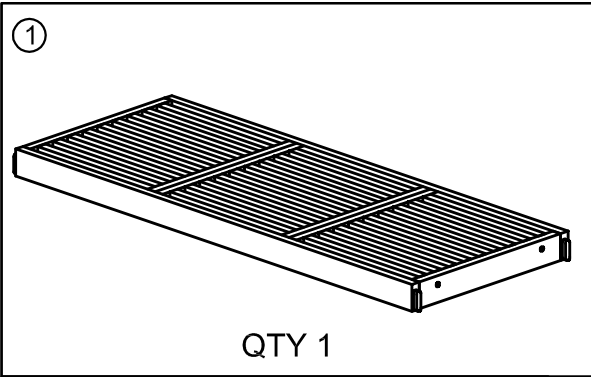
Chú ý : Bo R3 cạnh chi tiết

| | | | |
|------------------------------|------------------|--------------|---------------|
| Product Name: Backless bench | | | |
| Detail: | | | |
| Dimension: | | | |
| Drawing Code: | Drawn by: Lhhung | Checked by: | Material: |
| Update: | Designed by: | Scale: 1 / 6 | Sheet Number: |



| | | | |
|------------------------------|------------------|--------------|---------------|
| Product Name: Backless bench | | | |
| Detail: | | | |
| Dimension: | | | |
| Drawing Code: | Drawn by: Lhhung | Checked by: | Material: |
| Update: | Designed by: | Scale: 1 / 6 | Sheet Number: |

Chú ý : Bo R3 cạnh chi tiết



ASSEMBLY INSTRUCTION

| Item | Name | Qty | Description |
|------|----------------|-----|-------------|
| A | F - bolt 8x40 | 4 | |
| B | Sleeve nut | 4 | |
| C | C - Screw 4x40 | 8 | |
| D | F - Screw 7x60 | 2 | |
| E | Allen Key | 2 | |

