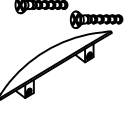





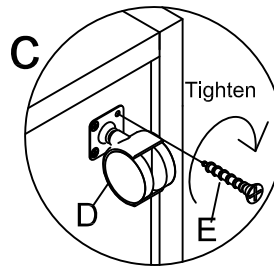
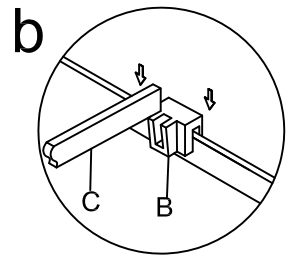
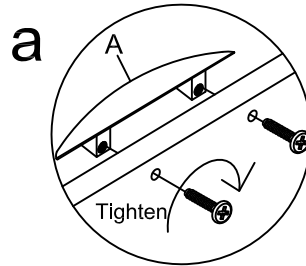
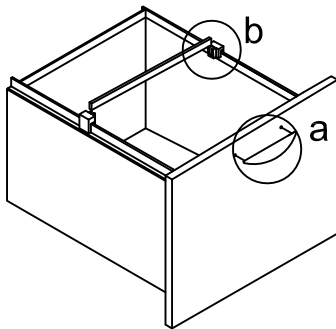


Assembly Instructions

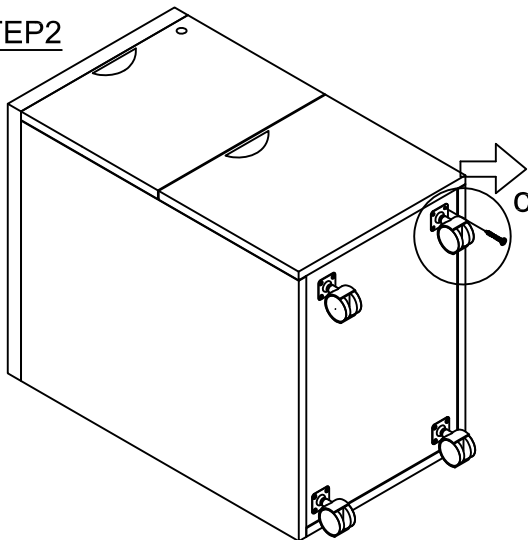
MOBILE PEDESTAL

TUN005MH	TUN001FC	TUN002AB	TUN049CT	TUN018SC	
A  32mm Metal Scallop shape Handle 3set	B  File clip 2Pcs	C  300*16*3mm Aluminium Bar 2Pcs	D  4Pcs	E  Screw #4*5/8" 16Pcs+1Pc(spare)	F  Keys 1set

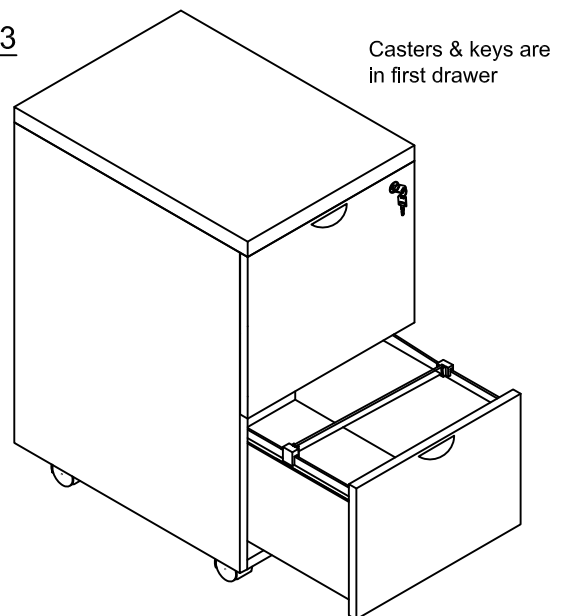
STEP1



STEP2



STEP3



IMPORTANT NOTE:

- Place all laminated parts on a clean and smooth surface such as a rug or carpet to avoid the parts from being scratched.
- Check to be sure that you have all parts and hardware.
- Remove all wrapping materials, including staples & packing straps before you start to assemble.
- Don't tighten all screws/bolts until all completely assembled.
- Keep all hardware parts out of reach of children
- If the product is not working properly, is missing a part, is damaged, or if you have any questions, please call customer service hotline before returning.