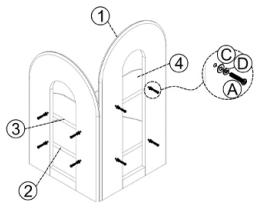


Installation Instruction

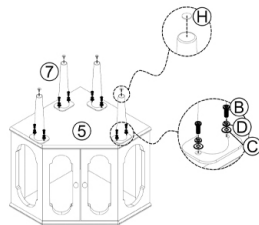
S2307N Corner Cabinet

NO.	Plate name	Specification/quantity
①	Upper cabinet	1
②	Upper cabinet layer 1	1
③	Lower cabinet floor plate 2	1
④	Upper cabinet layer 2	1
⑤	Unloading cabinet	1
⑥	Lower cabinet floor	1
⑦	cabinet leg	4

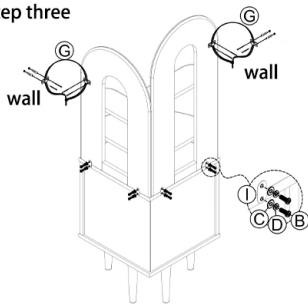
Step one



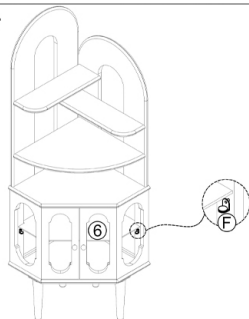
Step two



Step three



Step four



NO.	Hardware Sketch	Specification/quantity
A		2.36" *13.78" hexagon screw=10
B		2.36" *6.30" hexagon screw=16
C		M6 flat washer=26
D		M6 spring washer=26
E		M4 hex key=1
F		Diaphragm bracket=5
G		anti-tip hardware=2
H		20 Silicone foot pads=4
I		iron sheet=4