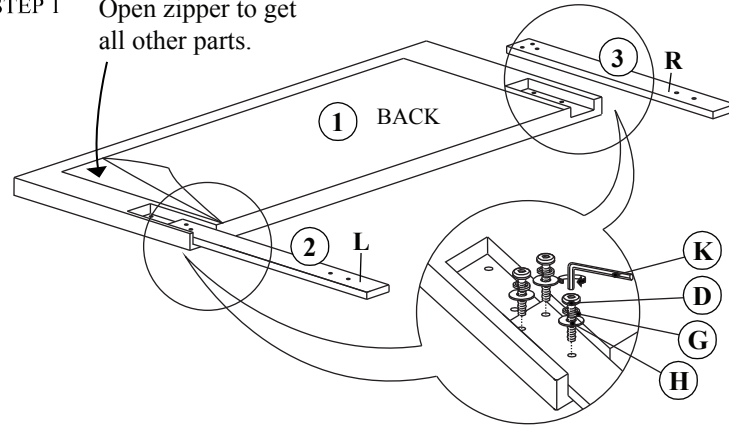


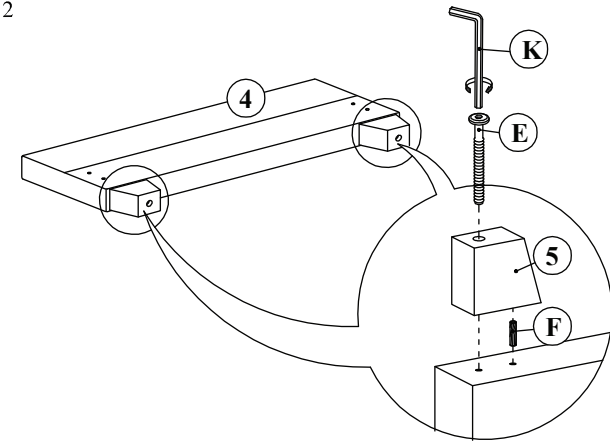
ASSEMBLY INSTRUCTION

NO	PARTLIST	QTY
1	HEADBOARD CUSHION	1PC
2	HEADBOARD LEG(LEFT)	1PC
3	HEADBOARD LEG(RIGHT)	1PC
4	FOOTBOARD CUSHION	1PC
5	FOOTBOARD LEG	2PCS
6	LEFT SIDE RAIL	2PCS
7	RIGHT SIDE RAIL	2PCS
8	CLEAT	4PCS
9	SIDE RAIL SUPPORT LEG	2PCS
10	SLAT	4PCS
11	SUPPORT LEG WITH ADJUSTABLE FEET	4PCS
ITEM	HARDWARE	QTY
A	JCBB SCREW M8 x 20MM	8PCS
B	JCBC SCREW M6 x 25MM	8PCS
C	JCBC SCREW M6 x 35MM	20PCS
D	JCBC SCREW M6 x 50MM	6PCS
E	JCBC SCREW M6 x 70MM	2PCS
F	WOOD DOWEL M8 x 30MM	2PCS
G	SPRING WASHER M6 x 13MM	30PCS
H	FLAT WASHER M6 x 19MM	30PCS
I	SCREW M4 x 32MM	8PCS
J	L-KEY M5 x 65MM	1PC
K	L-KEY M4 x 100MM	1PC

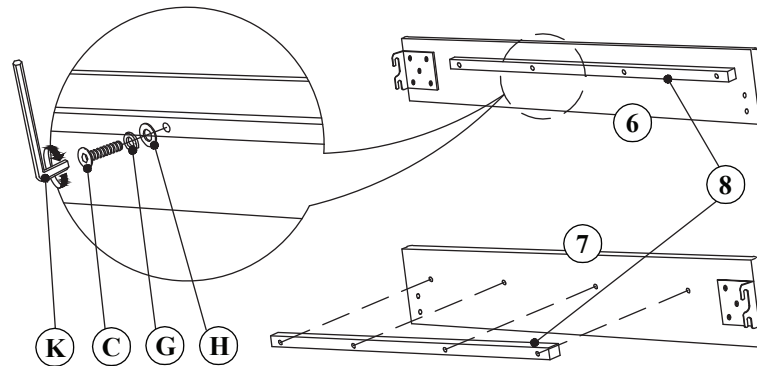
STEP 1 Open zipper to get all other parts.



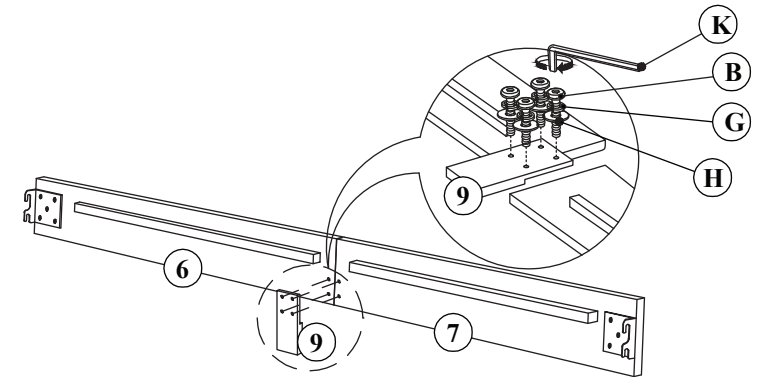
STEP 2



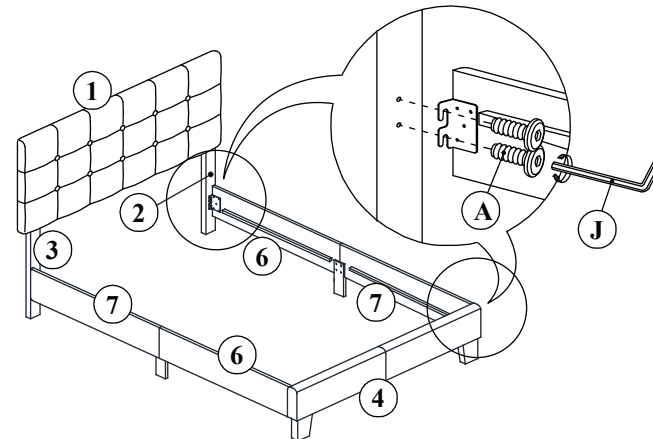
STEP 3



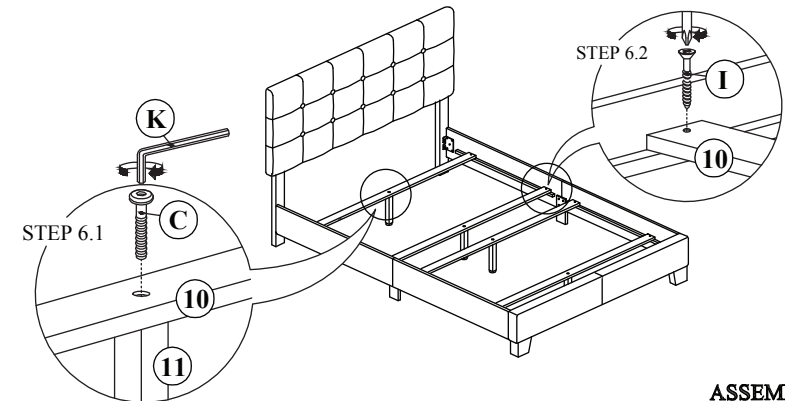
STEP 4



STEP 5



STEP 6



ASSEMBLY COMPLETED