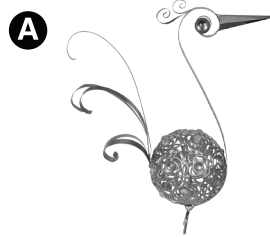


# Assembly Instructions

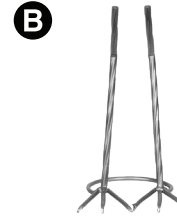


## Note:

Product (body & legs) will vary depending on the item purchased.



Body



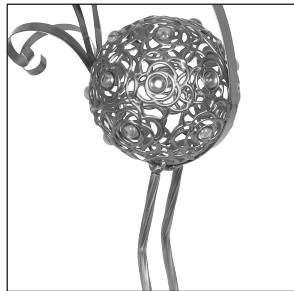
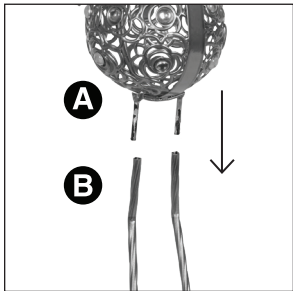
Legs



“U” Shaped Spike

## Step 1:

Insert body (A) into legs (B).



## Step 2:

As an option, use “U” shaped spike (C) to stake the feet of the bird firmly into the ground.

