

## NOTICE

\*Please make sure that you have all parts indicated and they are in good condition before you begin assembly of this item. Refer to part list and hardware list below for guidance.

\*This item should be assembled on a soft surface to prevent scratching the finish during

\*This item may require periodic tightening.

## PREPARATION

\*Before beginning assembly of product, make sure all parts are present. Compare parts with part contents list and hardware contents list.

\*If any part is missing or damaged, do not attempt to assemble the product.

\*Estimated Assembly Time: 15 minutes.











\*Tools Required for Assembly (included): Allen Key

## CARE AND MAINTENANCE

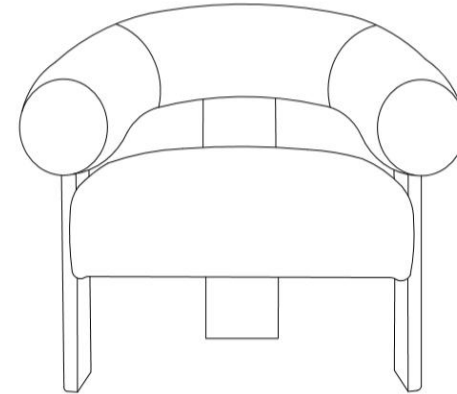
Spot clean using a mild water-free solvent. Only a professional cleaner should undertake a complete overall cleaning.

The use of steam or water-based cleaners may cause excessive shrinking or staining.

### Parts List and Hardware List

PIECE	DESCRIPTION	PICTURE	QUANTITY
A	Seat		1X
B	Left Leg		1X
C	Right Leg		1X
D	Back Leg		1X
E	Backrest		1X
HW1	Bolt M8 x 25MM		6X
HW2	Bolt M8 x 50MM		9X
HW3	Metal Gasket 8.5 mm		15X
HW4	Spring Washer 9 mm		15X
HW5	Allen Key		1X

Product Dimensions: 37.80" W x 29.53" D x 30.32" H



Weight Capacity: 275 lbs

WARNING: DO NOT STAND ON CHAIR

WARNING: DO NOT OVER TORQUE BOLTS

# PREPARATION

\*Before beginning assembly of product, make sure all parts are present. Compare parts with part contents list and hardware contents list.

\*If any part is missing or damaged, do not attempt to assemble the product.

\*Estimated Assembly Time: 15 minutes.

\*Tools Required for Assembly (included): Allen Key

\*If you are having difficulty, our friendly Customer Care team is always here to help.

