


Lounger-Indoor

ASSEMBLY INSTRUCTION

* Read the instructions before installation.

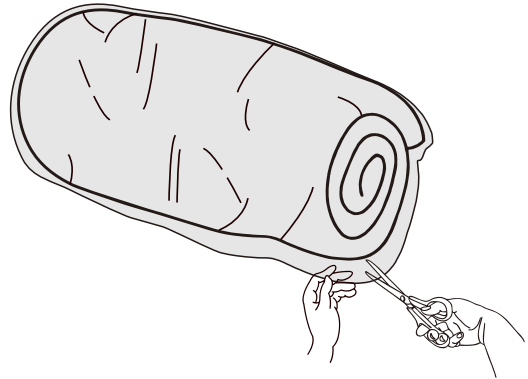
1

Vacuumed pack



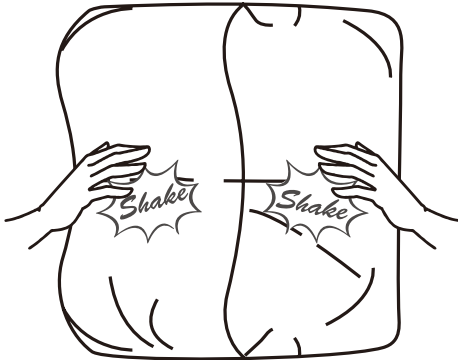
NOTES: Do not use sharp objects to open the outer carton box.

2



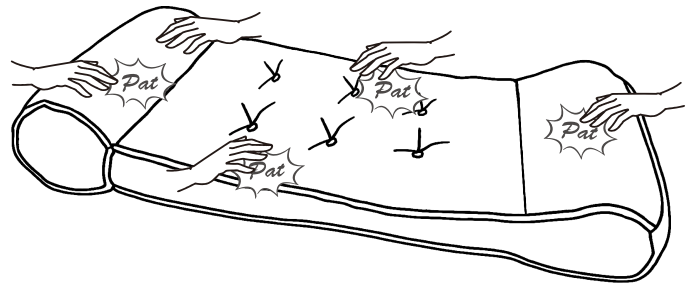
Unpacking the plastic bag.

3




Fully pat and shake the cushion for about **10** minutes ensure foam evenly filled in the inner bag.

4



Place the sofa in an upright position, leave the inner cushion to expand for **48** hours. Pat and organize the outer shape of Lounger-Indoor.

5



Now you get a perfect Lounger-Indoor

ITEM NO.: L261 / L262



If your order contains multiple boxes, these boxes may not be delivered on the same day. Please feel free to contact us on platform if you need any help. Thank you for your patience!

Lounger-Indoor

COMPRESSION SOFA NOTE

- 1. Remove the package and lay the folded up sofa flat on the floor.**
- 2. Remove the plastic bag avoid using sharp instruments or knives etc. to scratch the fabric.**
- 3. Open the sealed bag after the sofa will immediately rebound part, keep the environment ventilated and dry, tap the sofa to help regain full elasticity. after 48 hours the sofa will be basically rebound complete.**
- 4. Due to the characteristics of the compressed sofa itself, there are obvious creases on the fabric cover when it is first opened. In order to make it flat faster, an iron can be used to flatten it.**
- 5. During the use of the sofa, be careful not to keep the floor damp for a long time to avoid mold caused by lack of ventilation.**
- 6. If dirt/oil stains occur during use, please use a specialized fabric cleaner for cleaning.**

Thank you for purchasing this product! If you have any questions about the product, such as missing parts, damaged products, product assembling, and operation, please contact us immediately and include pictures, Email:service_evitaspace@outlook.com or contact us via online platform, thank you very much!

✉ Email Us:service_evitaspace@outlook.com

**☎ Phone Support: +1(800)638-0278
(Available 9 AM -5 PM PST)**