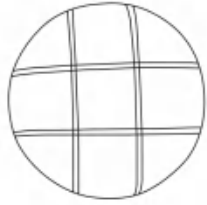
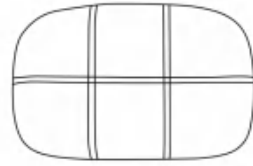


Part List



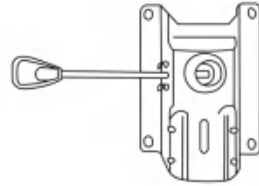
A Cushion×1



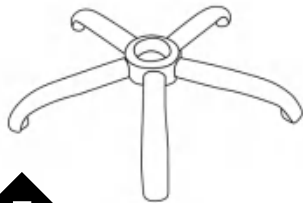
B Back Cushion×1



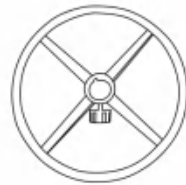
C Gas lift×1



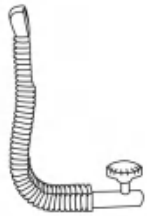
D Adjustment handle×1



E Base×1



F Footrest×1



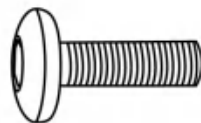
G Back Bracket×1



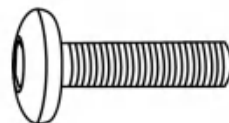
H Wrench×1



I Wheel×5

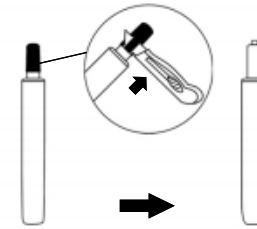


J Screw×4
M 6×20



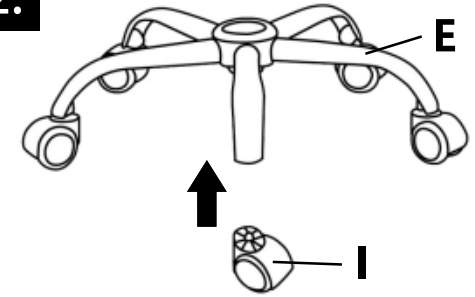
K Screw×2
M 6×25

1.

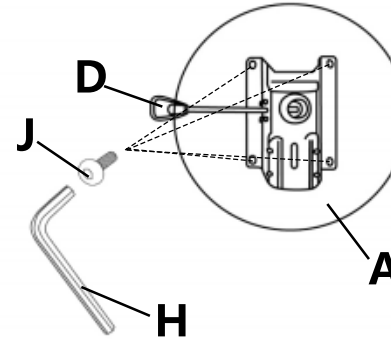


★ Caution: Remove the plastic cap before assembly.
This is a part of packaging only.
Sometimes the cap cracked firmly inside the seat
plate, you' d better to remove it by tools like knife
scissor.

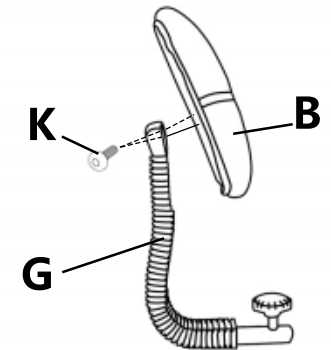
2.



3.



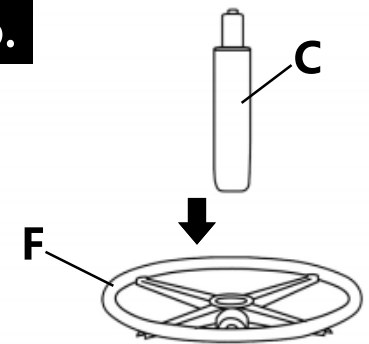
4.



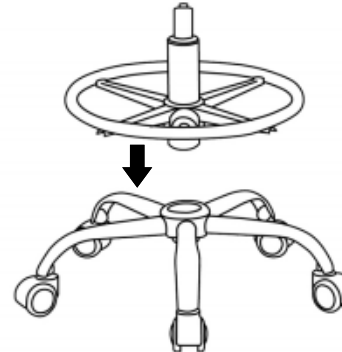
5.



6.



7.



8.

