

# 1-Light Rustic Farmhouse Wooden Dome Pendant Light

**Caution:** Please turn off power before installation and read the manual carefully, we advise you contact professional electricians to install for safety purpose.

## Product Features

Style: Modern/Farmhouse/Rustic

Material: Metal, Wood

Base Type: E26

Light Source Included: No

Voltage: 120VAC


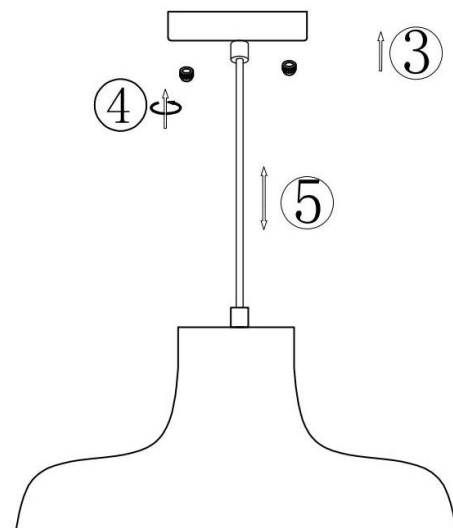
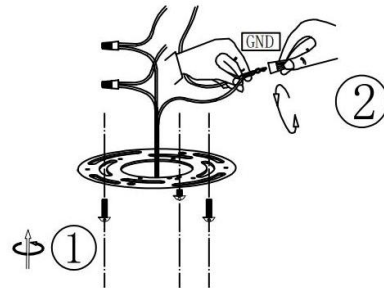
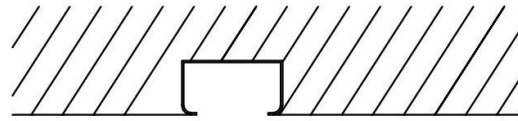
Wattage: 60W

## Package includes

1 x Pendant Light

1 x Accessories Kit

1 x User's Manual



## Installation Instructions

1. Use screw to secure the mounting plate to the junction box.
2. Connect the main wire and ground wire to the reserved wire in the junction box using wire cap.
- 3-4. Place the ceiling plate over the mounting plate, then tighten the cap nut to secure the ceiling plate.
5. The suspension cord can be adjusted up and down to achieve the desired height.
6. Install the light bulb (not included).

**Note:** please use this product accordingly to its intended purpose, do not retrofit or remodeling the product. The warranty does not cover if the failure is caused by the third party product, or natural disasters.

Made in China