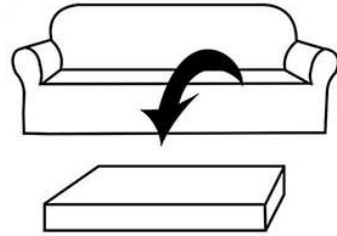


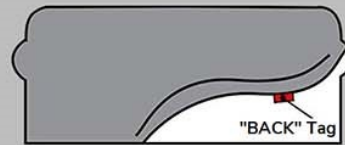
Installation Guide

1



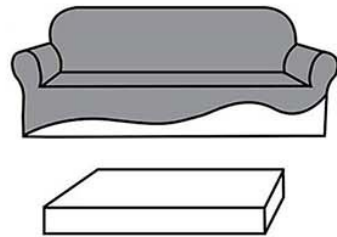
Remove seat cushion(s) from the sofa.

2



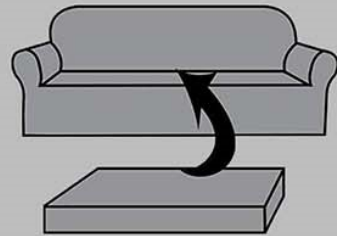
Find the label tag with "BACK" printed on it. Align it with the right side of the sofa's back.

3



Drape the slipcover over the sofa and pull all the way to the bottom.

4



Slip the cover onto the seat cushion. Then put the seat cushion back onto the sofa.

5



Smooth the slipcover wherever you see fit. That's it! Enjoy the new look of your sofa!