



INSTRUCTIONS D'ASSEMBLAGE
ASSEMBLY INSTRUCTIONS

MONARCH
SPECIALTIES INC.

I 3289-1

ETAGERE -
60"H / BLANC LUSTRE AVEC VERRE TREMPE

BOOKCASE -
60"H / GLOSSY WHITE WITH TEMPERED GLASS

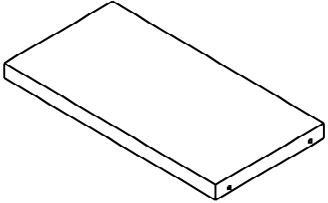
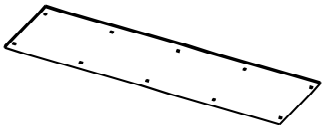
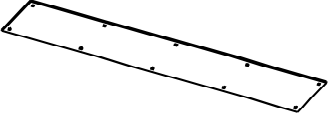


POUR DE L'ASSISTANCE OU POUR COMMANDER
DES PIÈCES CONTACTEZ NOTRE DÉPARTEMENT
DE SERVICE À LA CLIENTÈLE.



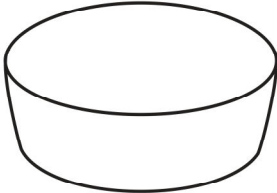
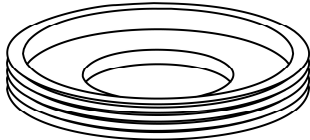
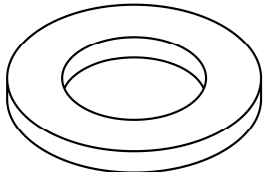
FOR ASSISTANCE OR TO ORDER PARTS
CONTACT OUR CUSTOMER SERVICE DEPARTMENT

WWW.MONARCHSERVICE.COM

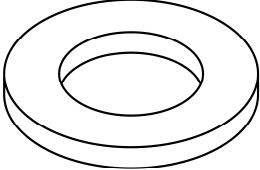
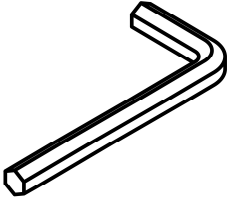

LISTE DES PIÈCES
PARTS LIST

PIÈCE / PART #	IMAGE	DESCRIPTION	QTY / QTÉ
1		<p>SHELF PANEL PANNEAU DE TABLETTE</p>	5
2		<p>SIDE PANEL PANNEAU DE CÔTÉ</p>	2
3		<p>BACK PANEL PANNEAU ARRIÈRE</p>	1

LISTE DES PIÈCES DE MONTAGE
HARDWARE LIST

PIÈCE / PART #	IMAGE	DESCRIPTION	QTY / QTÉ
A		ASSEMBLING BOLT - Ø3/8" X 1" BOULON D'ASSEMBLAGE - Ø3/8" X 1"	10
B		ASSEMBLING BOLT - Ø3/8" X 1 5/8" BOULON D'ASSEMBLAGE - Ø3/8" X 1 5/8"	20
C		CAP - Ø3/4" CAPUCHON - Ø3/4"	20
D		METAL WASHER - Ø5/8" RONDELLE DE MÉTAL - Ø5/8"	20
E		PLASTIC WASHER - Ø3/4" RONDELLE DE PLASTIQUE - Ø3/4"	20

LISTE DES PIÈCES DE MONTAGE
HARDWARE LIST

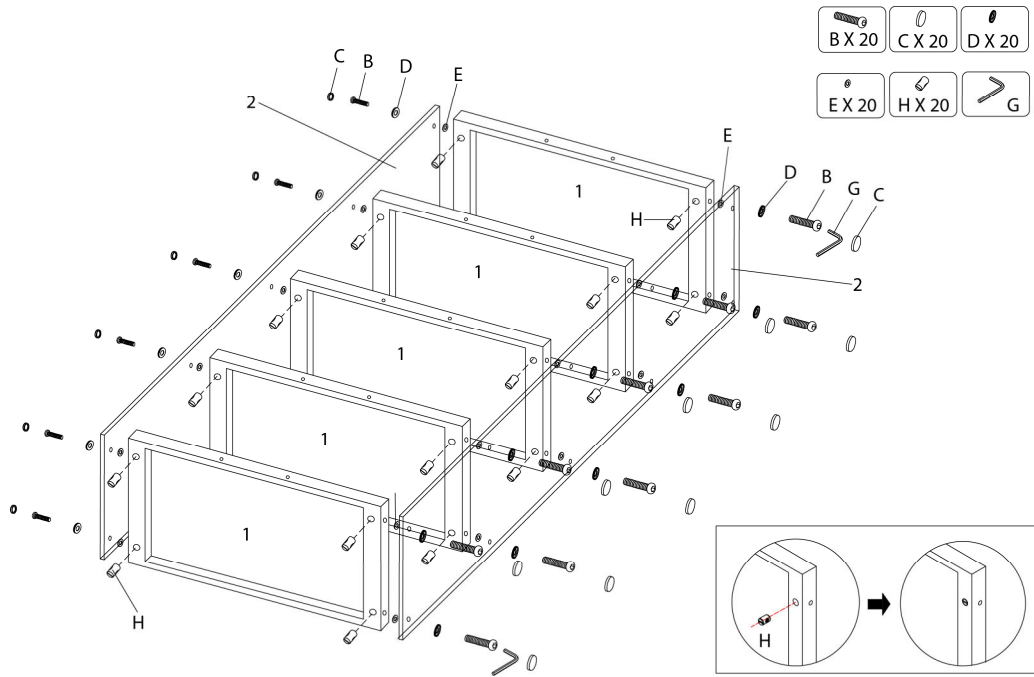
PIÈCE / PART #	IMAGE	DESCRIPTION	QTY / QTÉ
F		<p>METAL WASHER - Ø3/4"</p> <p>RONDELLE DE MÉTAL - Ø3/4"</p>	10
G		<p>HEX KEY</p> <p>CLÉ HEXAGONALE</p>	1
H		<p>BARREL NUT - Ø3/8" X 5/8"</p> <p>ÉCROU DE CANON - Ø3/8" X 5/8"</p>	20



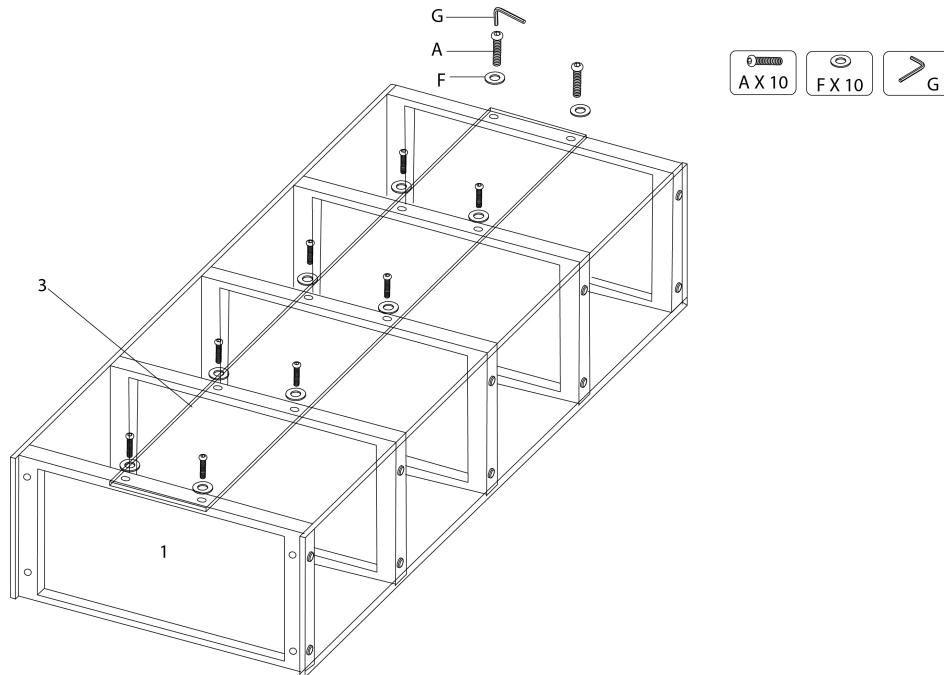
OUTIL DE VÉRIFICATION DE DIMENSIONS DES PIÈCES
HARDWARE DIMENSIONS VERIFICATION TOOL



ÉTAPE / STEP 1



ÉTAPE / STEP 2



ÉTAPE / STEP 3

