

## NOTICE

- \* Please make sure that you have all parts indicated before you begin assembly of this item. Refer to part list and hardware list below for guidance.
- \* This item should be assembled on a soft surface to prevent scratching the finish during assembly
- \* This item may require periodic tightening
- \* This item may require a pair of pliers to unscrew the screws to a suitable length during assembly when feet are too short to fit into the item.









## PREPARATION

- \*Before beginning assembly of product, make sure all parts are present. Compare parts with package contents list and hardware contents list.
- \*If any part is missing or damaged, do not attempt to assemble the product.
- \*Estimated Assembly Time: 5 minutes.

## CARE AND MAINTENANCE

Always use felt pads under all articles to prevent discoloration or softening of the lacquer. Plastic and rubber bases on items can discolor wood. Wipe up spills immediately and avoid common hazards such as hot dishes, harsh solvents and abrasives. Cleaning should be done with a soft lint free cotton cloth dampened with water or furniture polish. On highly used surfaces we recommend applying a quality paste wax which should be used on a regular basis to provide additional protection from scratches and spills. How often you apply the wax depends on how much wear the furniture receives.


### Part List and Hardware List

PIECE	DESCRIPTION	PICTURE	QUANTITY
A	Table Top with tray top		1X
B	Shelf		2X
C	Shorter screw legs		4X
D	Longer screw legs		4X
E	Foot		4X
F	Handrail		1X
G	Wheels		4X
H	Screws		2X

 **SAFAVIEH**  
FURNITURE

Item# BCT5700

Product Dimensions: 27.2"W x 15.7"D x 31.5"H



 WARNING 

Weight Capacity: 40LBS

Warning: Do not stand on the table

Warning: Do not over torque bolts.

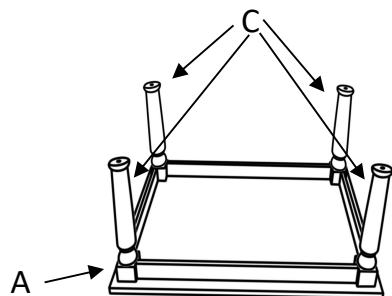
# PREPARATION

\*Before beginning assembly of product, make sure all parts are present. Compare parts with package contents list and hardware contents list.

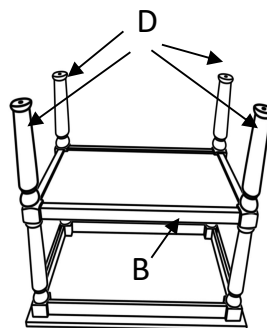
\*If any part is missing or damaged, do not attempt to assemble the product.

\*Estimated Assembly Time: 5 minutes.

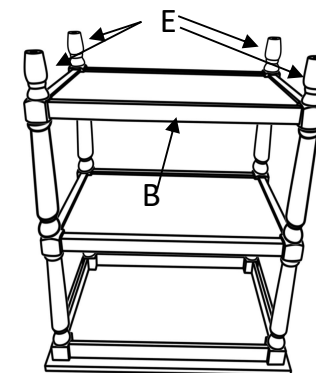
\*If you are having difficulty, our friendly Customer Care team is always here to help. Please email [customersupport@safavieh.com](mailto:customersupport@safavieh.com)



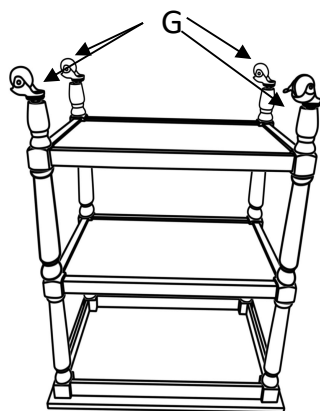
Step 1: Take all packaging off the table. Turn table top upside down, attach 4pcs leg with short screws -C to the table top by hand.



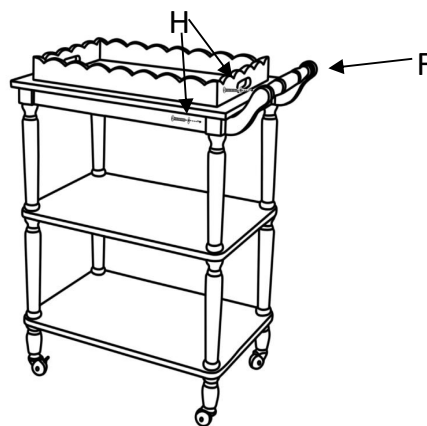
Step 2: Put 1pc shelf over the legs with short screws, and then attach 4pcs leg with long screws - D to the shelf by hand.



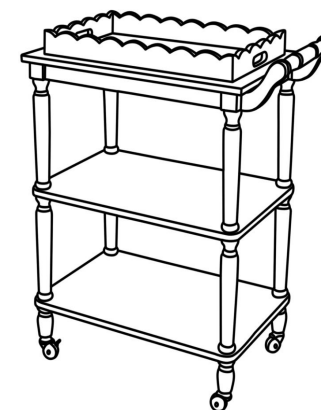
Step 3: Put rest shelf over the legs with long screws, and then attach 4pcs feet to the shelf by hand.



Step 4: Attach the wheels 4pcs to the feet by hand.



Step 5: Turn the table up to right side and attach handrail to the table top using 2pcs screws.



Step 6: Now you can decorate with this beautiful table wherever you want.