




ROLLER BAG WHEEL ASSEMBLY




1) You will need to attach the roller wheels to the bag before using it.



2) Insert bolt through wheel and attach nut. Make sure to thread nut onto the bolt on the side with raised part of the wheel housing.



3) Thread bolt onto the bottom of the bag.



4) Tighten the bolt with a wrench.

