

User Manual for Solar Column Headlights

Dear customer, thank you for using our company's products. In order to better use and ensure the quality of the product, please comply with the regulations listed in the instructions for use.

Product Series Display




- No UV or IR radiation
- High-Brightness SMD LED
- High energy efficiency, low power consumption
- Long life-span, low temperature rising.
- Applicable for main application of LED street, Schools, Gardens, city square, Garden Road lighting, etc.



- AVOID WIRING
- SOLAR ENERGY
- ZERO ELECTRICITY
- WATERPROOF IP65
- HIGH BRIGHTNESS
- BATTERY LITHIUM ION



Instructions for using monochromatic white light



Single color use a plug to turn on the light

Monochrome screw accessory kit

Accessories: Lamp post, base, accessory installation screws 1 pack.

TECHNICAL SPECIFICATIONS :

Colour: 6500K
Light Angle :120
LED Quantity: 24LED
Working Voltage: 3.7V
Rated Current: 0.16mA
Protection Grade: IP65
Solar Photovoltaic Panels: 2W/5V
Working Temperature: -0°-+60°

Usage

In the switch hole shown on the product, Open the product through the needle touch pressure provided inside the packaging. Once the LED light is squeezed, it will turn on. When pressed for the first time, The product is in strong light 100% full brightness mode, When the switch is pressed for the second time, The product emits weak light in 50% brightness mode, When pressing the switch for the third time, The product will be closed.

Product usage location

Parks, residential areas, courtyards, and nighttime atmosphere decoration lighting.

Installation and safety warnings

1. Install the fixed base of the lamp onto a hard ground and tighten the screws. (Installation of column head/wall lamp)
2. Insert the grounding rod into the soil and tighten it. (Ground plug-in installation)
3. The installation of lighting fixtures (solar panels) must be assembled in a way that can receive sunlight.

Matters needing attention: This product is a Class III lighting fixture


1. The light source of this lamp is non replaceable, When the light source reaches its end of life, The entire lighting fixture should be replaced.
2. Batteries must not be disassembled, bumped, squeezed, or thrown into fire. If severe swelling occurs, do not continue to use.
3. Please avoid covering the solar panel with any object, Insufficient charging will affect the duration of our lighting.
4. Due to weather conditions, the duration of the daytime light will be correspondingly shortened during rainy days, regardless of the quality of the product itself
5. This product is a rechargeable lithium battery that can be recharged. If there are any problems during use, please contact the manufacturer.

RGB usage method

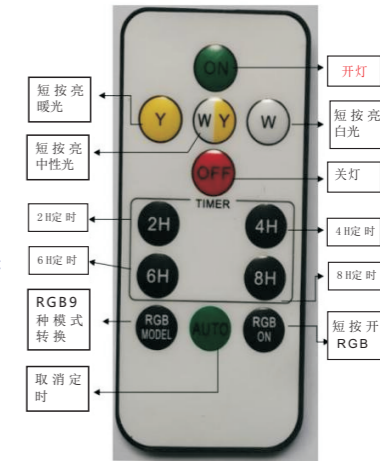
After installing the product, open it through the remote control provided in the packaging. Operate according to the corresponding key instructions on the remote control to achieve the desired color and brightness.



RGB remote control switch light



RGB screw accessory kit



RGB remote control

Product usage location

Parks, residential areas, courtyards, and nighttime atmosphere decoration lighting.

Installation and safety warnings

2. Install the fixed base of the lamp onto a hard ground and tighten the screws. (Installation of column head/wall lamp)
2. Insert the grounding rod into the soil and tighten it. (Ground plug-in installation)
3. The installation of lighting fixtures (solar panels) must be assembled in a way that can receive sunlight.

Matters needing attention: This product is a Class III lighting fixture

6. The light source of this lamp is non replaceable, When the light source reaches its end of life, The entire lighting fixture should be replaced.
7. Batteries must not be disassembled, bumped, squeezed, or thrown into fire. If severe swelling occurs, do not continue to use.
8. Please avoid covering the solar panel with any object, Insufficient charging will affect the duration of our lighting.
9. Due to weather conditions, the duration of the daytime light will be correspondingly shortened during rainy days, regardless of the quality of the product itself
10. This product is a rechargeable lithium battery that can be recharged. If there are any problems during use, please contact the manufacturer.