

120V PENDANTS

location:
DAMP

SPECIFICATIONS:

DESCRIPTION

Cord-hung pendant with glass diffuser.

LAMPING

Standard: 60W Medium-based 120V, lamp not included. Dimmable with standard incandescent dimmer (not included).

EDI: 40W Edison Filament Medium-based, 120V, lamp included.

LED Filament: 5W Replaceable LED Filament lamp, 120V, dimmable, 80+ CRI, 2200°K CCT, 450 lumens, 15,000 hours, lamp included.

DIFFUSER

Shade shall be of glass in various decors. 4.75" Dia. x 10.5" H

SUSPENSION

Cord-hung: 10' SVT-type cord, complete with 5" decorative sleeve at the socketholder. Jacket coordinates with metal finish. Plated stamped steel construction. Black, Bronze or Satin Nickel. See next page for mulit light options.

MOUNTING

Installs directly to a 4" octagonal ceiling box. Suitable for sloped ceilings.

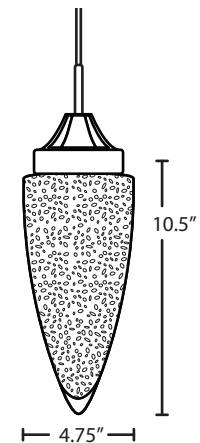
LABELS

UL or ETL Listed. Suitable for Damp Locations (interior use only).

Consult factory concerning lower wattage labeling for energy requirements.



CLEAR BUBBLE & SMOKE BUBBLE



AMBER BUBBLE

BLUE BUBBLE



Project Information:

For ordering information, see next page

All dimensions provided are nominal.
Allowance must be made for dimensional tolerance in handcrafted glasses.

ORDERING:

CONNECTION	SHADE OPTIONS	LAMP OPTIONS	METAL FINISH
Pendant Fixtures	Amber Bubble	60W T10 Incan	Black
Dome Canopy	Blue Bubble	40W Edison	Bronze
Flat Canopy	Clear Bubble	5W LED Filament	Satin Nickel
	Smoke Bubble		

Multi light
For Multi light
Canopy



Multi light available
See options to right

Ex. Pendant, Trans. Smoke Bubble Shade,
Satin Nickel Finish

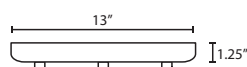
MULTIPOINT CANOPY OPTIONS:

3 LIGHT ROUND CANOPY




- Suitable for sloped ceilings
- Bronze or Satin Nickel
- 10" Dia. shades MAX, with staggered heights

3 LIGHT LARGE ROUND CANOPY




- Suitable for sloped ceilings
- Bronze or Satin Nickel
- 16" Dia. shades MAX, with staggered heights

6 LIGHT ROUND CANOPY



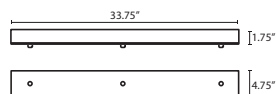
- Suitable for sloped ceilings
- Bronze or Satin Nickel
- 10" Dia. shades MAX, with staggered heights

9 LIGHT ROUND CANOPY



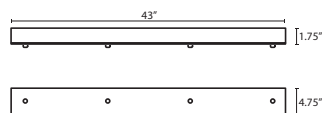
- Suitable for sloped ceilings
- Bronze or Satin Nickel
- 10" Dia. shades MAX, with staggered heights

3 LIGHT BAR CANOPY



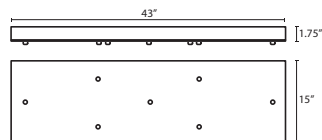
- Suitable for sloped ceilings
- Bronze or Satin Nickel
- 20" Dia. shades MAX, with staggered heights

4 LIGHT BAR CANOPY



- Suitable for sloped ceilings
- Bronze or Satin Nickel
- 20" Dia. shades MAX, with staggered heights

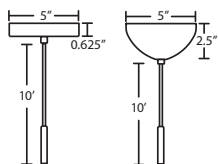
7 LIGHT BAR CANOPY



- Suitable for sloped ceilings
- Bronze or Satin Nickel
- 14" Dia. shades MAX, with staggered heights

PENDANT OPTIONS:

MONOPOINT PENDANT CANOPY



- Flat or Dome Canopy styles. Dome style allows adjustment without cutting cord.
- "J" option is pendant less canopy for multipoint canopy (options to the right)
- Suitable for sloped ceilings
- Cord: 10' SVT, 5" sleeve at socketholder (V Series utilizes SJT-type)
- Bronze or Satin Nickel

ACCESSORIES:

ADDITIONAL STEM SECTIONS:

Additional connecting stems are available to increase overall length, up to 10' max. Telescoping adjustable section allows up to 3" movement.

Adj. Section
3" Section
6" Section
12" Section
18" Section

LONGER CORD LENGTHS:

Longer cord length of 15' available.

LOW WATTAGE LABELING:

Incandescent fixture supplied with 16 watt relamp label.

CORD SLEEVES:

If concealing the cord is desired, order our 0.25" dia. metal sleeves. Each sleeve is 18" long and may be field cut.

Satin Nickel
Bronze

STEMHOOKS:

Suspension hooks allow cord drops to be placed wherever desired. Suitable for sloped ceilings.

Bronze
Satin Nickel

HOW TO ORDER A MULTILIGHT FIXTURE

Order your canopy with the selected 120V multi light pendants (indicated by "B" or "J" prefix) for the complete fixture:

Example: 3 Light Round Canopy
Pendant in Amber Bubble
Pendant in Blue Bubble
Pendant in Clear Bubble