











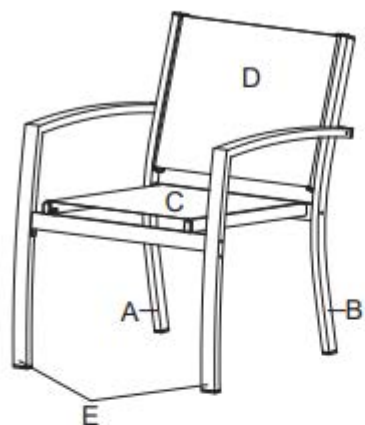


1 x Double chair

A: Single chair right leg		1PC
B: Single chair left leg		1PC
K: Single chair cushion		1PC
L: Single chair backrest		1PC
E: Single chair left / right armrest		2PCS
F: M6 x 30 screw		2PCS
X: M6 x 35 screw		4PCS
H: M6 x 55 screw		4PCS
W: M6 x 55 screw + nut		2PCS
M: M6 x 16 screw		1PC
S: Inatall tool		1PC
T: Inatall tool		1PC



2 x Single chair

A: Single chair right leg



1PC

B: Single chair left leg



1PC

C: Single chair cushion



1PC

D: Single chair backrest



1PC

E: Single chair left / right armrest



2PCS

F: M6 x 30 screw



2PCS

X: M6 x 35 screw



4PCS

H: M6 x 55 screw

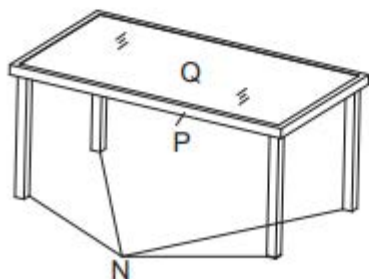


4PCS

W: M6 x 55 screw + nut



2PCS



1 x Coffee table

N: Coffee table leg



4PCS

P: Desktop support



1PC

Q: Coffee table glass



1PC

R: M6 x 20 screw



4PCS