






PLEASE ASSEMBLE THE PRODUCTS FROM 1 TO 2.3....STEP BY STEP

PARTS LIST	
A 8 PCS	B 1 PC
	
E 4 PCS	F 4 PCS
	
I 2 PCS	J 2 PCS
	
C 1 PC	D 1 PC
	
G 1 PC	H 1 PC
	
K 2 PCS	
