











ASSEMBLY INSTRUCTION

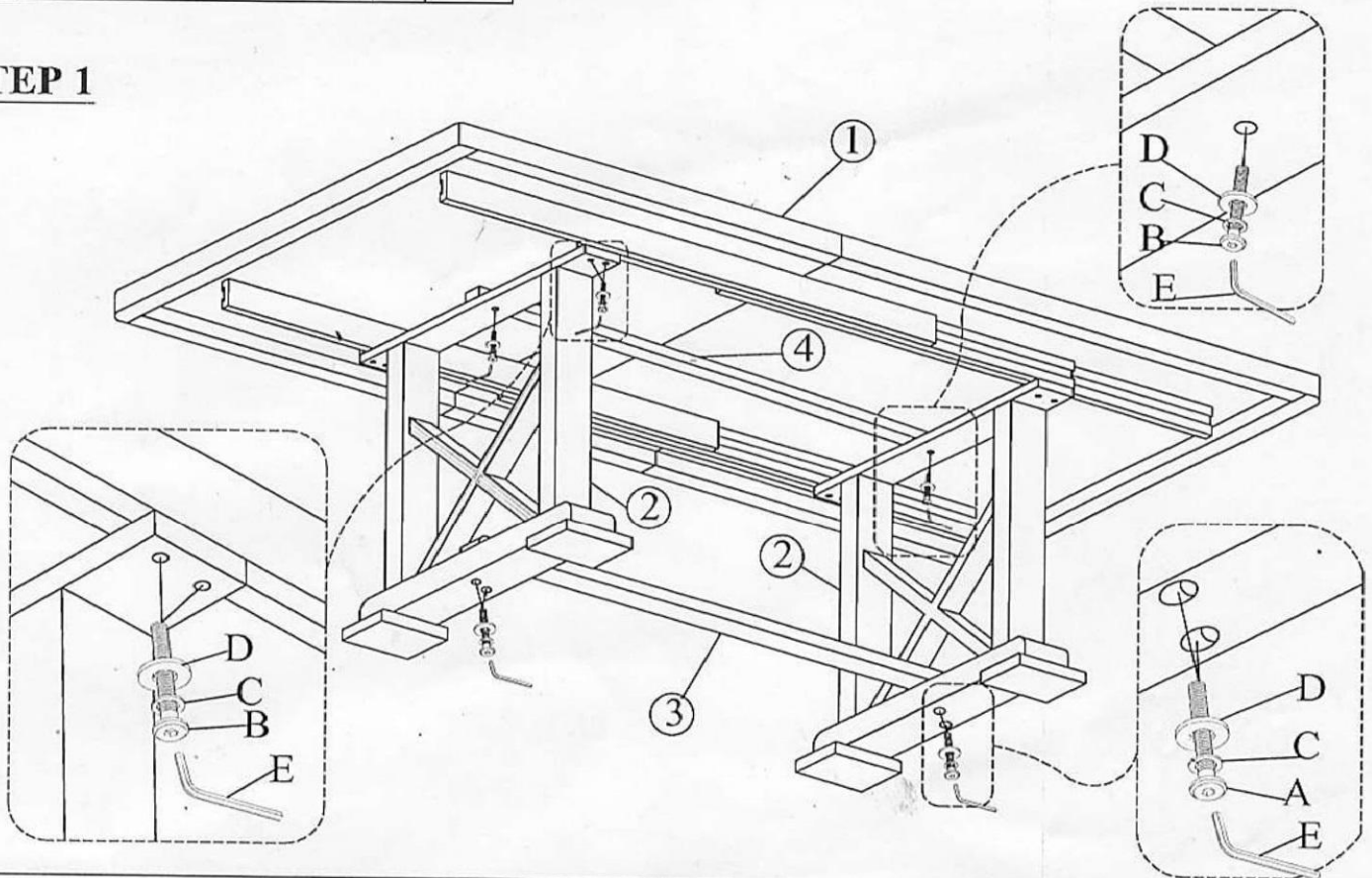
DIMENSINONS : (60" + 18")L x 42"W x 30"H

Description : TABLE

No	LIST OF PART	Q'TY
1	TABLE TOP 	1pc
2	LEG 	2pcs
3	CENTER STRETCHER 	1pc
4	IN THE HORIZONTAL BAR 	1pc
5	TABLE LEAF 	1pc

No	LIST OF HARDWARE	Q'TY
A	LONG BOLT 	Ø5/16" x 63.5mm 4pcs
B	MIDDLE BOLT 	Ø5/16" x 40mm 10pcs
C	LOCK WASHER 	Ø5/16" x D10 x 1.1mm 14pcs
D	WASHER 	Ø5/16" x D22 x 2mm 14pcs
E	ALLEN KEY 	58 x 4mm 1pc

STEP 1



STEP 2

