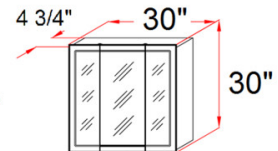
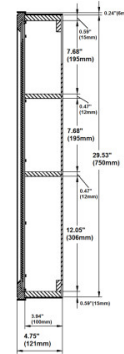
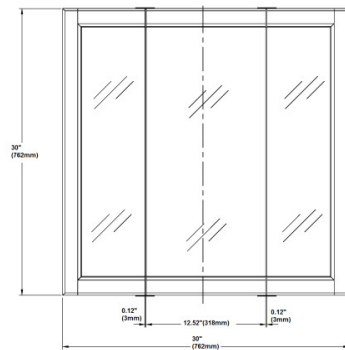


# Tri-View Medicine Cabinet Mirror 30"

MISC CABINETS

White



## SPECIFICATIONS

MATERIAL CONSTRUCTION:	MDF	FACE FRAME MATERIAL:	Pine
ASSEMBLY REQUIRED:	No	SIDES MATERIAL:	MDF
TOOLS NEEDED FOR INSTALLATION:	Screwdriver	BOTTOM MATERIAL:	MDF
ASSEMBLED DIMENSIONS:	30" H x 30" L x 4.75" D	BACK PANEL MATERIAL:	MDF
WEIGHT:	32.4 lbs.	BACK BRACE MATERIAL:	MDF
NUMBER OF DOORS:	3	GLASS STYLE:	Flat Panel
DOOR MATERIAL:	Mirror	LIGHTED:	No
NUMBER OF SHELVES:	2	QTY OF LAMPS:	N/A
ADJUSTABLE SHELVES:	No	POWER SOURCE:	None
SHELF MAX WEIGHT CAPACITY:	20 lbs.	MOUNTING HARDWARE INCLUDED:	No
SHELF WIDTH:	26.85"	MOUNTING TYPE:	Surface
SHELF THICKNESS:	0.47"		
SHELF MATERIAL:	Particle Board		

WARRANTY: 1-Year limited warranty  
 CARB COMPLIANT: CARB Phase 2  
 TSCA TITLE IV COMPLIANT: Yes

