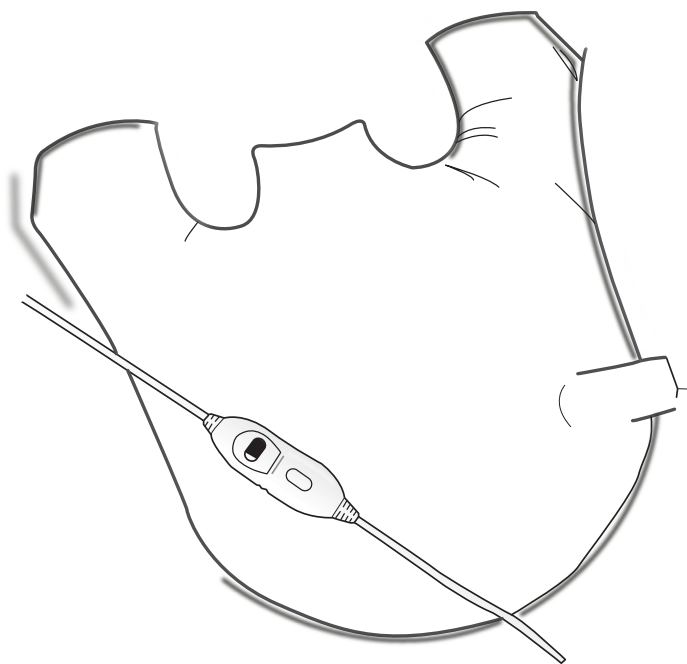


INSTRUCTION MANUAL

heating pad wrap

SHOULDER | NECK | BACK



**PLEASE READ THESE INSTRUCTIONS
CAREFULLY TO ENSURE PROPER USE AND
SAFE OPERATION OF YOUR HEATING PAD.**

SAVE THESE INSTRUCTIONS

IMPORTANT SAFETY INSTRUCTIONS

WHEN USING THIS OR ANY OTHER ELECTRICAL APPLIANCE, ALWAYS FOLLOW THESE BASIC SAFETY INSTRUCTIONS: THIS PRODUCT HAS BEEN ENGINEERED TO PRODUCE THE MAXIMUM TEMPERATURE ALLOWED BY INDUSTRY STANDARDS. CONSULT THIS INSTRUCTION MANUAL FOR DETAILED PRODUCT USE AND CARE INFORMATION.

WET PROOF VARIABLE HEAT ELECTRIC HEATING PAD FOR HOUSEHOLD/PERSONAL USE ONLY

DANGER: BURNS WILL RESULT FROM IMPROPER USE. TO REDUCE THE RISK OF BURNS, ELECTRIC SHOCK AND FIRE, THIS PRODUCT MUST BE USED IN ACCORDANCE WITH THE FOLLOWING INSTRUCTIONS:

- 1. READ ALL INSTRUCTIONS.**
- 2. DO NOT USE WHILE SLEEPING.**
- 3. BURNS MAY OCCUR REGARDLESS OF CONTROL SETTING. CHECK THE SKIN UNDER THE PAD FREQUENTLY TO AVOID BURNING AND BLISTERING.**
- 4. DO NOT USE ON AN INFANT OR ON AN ANIMAL.**
- 5. THIS PAD IS NOT TO BE USED BY OR ON AN INVALID, SLEEPING OR UNCONSCIOUS PERSON, OR A PERSON WITH POOR BLOOD CIRCULATION UNLESS CAREFULLY ATTENDED.**
- 6. DO NOT USE A HEATING PAD ON AREAS OF SENSITIVE SKIN.**
- 7. NEVER USE PAD WITHOUT THE COVER IN PLACE.**
- 8. DO NOT USE IN AN OXYGEN ENRICHED ENVIRONMENT OR NEAR EQUIPMENT WHICH STORES/EMITS OXYGEN.**
- 9. PLACE PAD ON TOP OF AND NOT UNDER THE PART OF THE BODY NEEDING HEAT.**
- 10. DO NOT SIT ON, OR AGAINST PAD; DO NOT CRUSH PAD. AVOID SHARP FOLDS.**
- 11. DO NOT PUT THIS PAD IN A MICROWAVE.**
- 12. NEVER PULL THIS PAD BY THE SUPPLY CORD. DO NOT USE CORD AS A HANDLE.**
- 13. UNPLUG WHEN NOT IN USE.**
- 14. CAREFULLY EXAMINE COVER BEFORE EACH USE. DISCARD THE PAD IF VINYL SHOWS ANY SIGNS OF DETERIORATION (SUCH AS BLISTERING OR CRACKING).**
- 15. LOOP CORD LOOSELY WHEN STORING AS TIGHT WRAPPING MAY DAMAGE CORD AND INTERNAL PARTS.**
- 16. THIS UNIT SHOULD NOT BE USED BY CHILDREN WITHOUT ADULT SUPERVISION.**
- 17. DO NOT TAMPER WITH THIS PAD IN ANY WAY.**
- 18. NEVER USE PINS OR OTHER METALLIC MEANS TO FASTEN THIS PAD IN PLACE.**
- 19. THERE ARE NO USER-SERVICEABLE PARTS. IF FOR ANY REASON THIS PAD DOES NOT FUNCTION SATISFACTORILY, SEE WARRANTY FOR CONSUMER SERVICE INFORMATION.**
- 20. DO NOT USE THIS PAD WITH LINIMENT, SALVE OR OINTMENT PREPARATIONS, ESPECIALLY ONES THAT CONTAIN HEAT-PRODUCTION INGREDIENTS AS SKIN BURNS MAY RESULT.**
- 21. DO NOT BEND OR PINCH CORD; DO NOT USE IF CORD IS DAMAGED.**
- 22. NEVER LEAVE THE HEATING PAD UNATTENDED, ESPECIALLY IF CHILDREN ARE PRESENT.**
- 23. USE THIS PAD ONLY ON A 120 VOLT AC CIRCUIT.**

CAUTION: READ AND FOLLOW ALL INSTRUCTIONS BEFORE USE. SAVE THESE INSTRUCTIONS.

	 DANGER
	<ul style="list-style-type: none">• Do not sit on pad.• Do not use while sleeping.• Never position pad underneath the body.• Do not fold pad.• Avoid sharp folds that may damage the product.

	 DANGER
	Hot Surfaces.



DANGER-- TO REDUCE THE RISK OF BURNS, ELECTRIC SHOCK AND FIRE, THIS PRODUCT MUST BE USED IN ACCORDANCE WITH THE FOLLOWING INSTRUCTIONS.

**CAUTION:
READ ALL INSTRUCTIONS
BEFORE USING**

**FOR HOUSEHOLD
PERSONAL USE ONLY**

INDEX

Warnings & Cautions.....	2-3
Introduction	5
Power/Polarized Plug	5
How to Use Your Heating Pad	6
Care and Maintenance	7
Electrical Specifications	7
Frequently Asked Questions	8
FCC Information.....	9
Warranty.....	10

INTRODUCTION

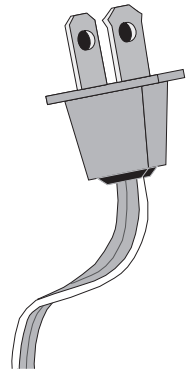
Thank you for purchasing your Heating Pad Wrap. Please read this instruction manual completely before using your unit to ensure safe and effective use, as well as long life of the product.

Heating pads are intended for personal comfort, including temporary relief of minor aches and pains.

POWER / POLARIZED PLUG

This heating pad has a polarized plug (one blade is wider than the other) as a safety feature. This plug will fit into a polarized outlet only one way.

If the plug does not fit fully into the outlet, reverse the plug.
If it still does not fit, contact a qualified electrician. **NEVER ATTEMPT TO OVERRIDE THIS SAFETY FEATURE.**



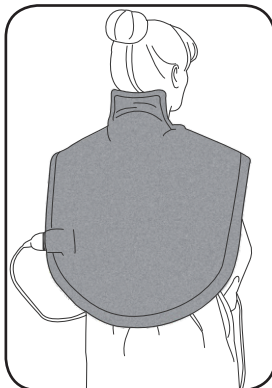
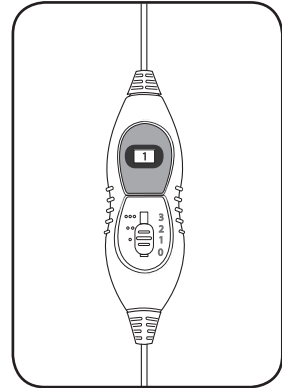
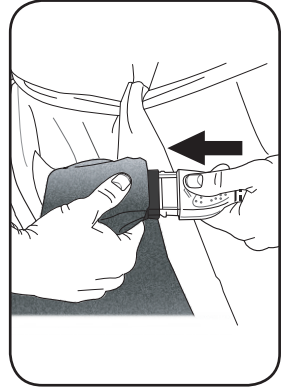
HOW TO USE YOUR HEATING PAD

DO NOT REMOVE THE CLOTH COVER. DOING SO MAY RESULT IN SERIOUS INJURY INCLUDING BURNS. Read the **WARNINGS AND CAUTIONS** section of this manual before use and always use common sense care when operating any electrical device.

1. Connect the AC power cord to the port on the heating pad. The arrows on the cord should line up to the arrow on the port > <.
2. Plug the product into a standard 120-volt AC electrical outlet.
3. Position the heating pad for desired treatment. The neck of the wrap features a plastic snap to help hold the wrap in place. Take care that the pad is comfortable and not restricting your airway.
4. The pad should always be positioned on top of the treatment site.

Never sit or lay on the heating pad, as the temperature can increase to uncomfortable levels when the heat is trapped.

5. Use the controller to set the desired temperature level. The digital display will illuminate the corresponding number of the current setting.
6. Closely monitor your comfort level during use and adjust the heat intensity level as needed.
7. The heating pad will turn off after approximately 2 hours. Always unplug the device when not in use.



CARE AND MAINTENANCE

DISCONNECT THE HEATING PAD FROM THE ELECTRICAL OUTLET AFTER USE; DISCONNECT THE POWER CORD FROM THE HEATING PAD UNIT BEFORE CLEANING.

Heating pad may be hand or machine washed. Hand washing is recommended to preserve the long-life of the heating pad.

Hand wash the heating pad unit only using a mild detergent with cool water only. For machine washing, disconnect the power cord; wash on the cold setting, a gentle/delicate cycle.

To dry, hang or lay it flat. Do not machine dry.

Do not reconnect the power cord until the pad and connector port are completely dry.

Do not store the heating pad until completely dry.

Store the heating pad in a cool, dry location after each use.

When storing, avoid sharply folding the pad as over time cracks may occur in the vinyl.

ELECTRICAL SPECIFICATIONS

VOLTAGE	FREQUENCY	WATTAGE	AMPERAGE
120 VAC	60 HZ	80 W	0.67 A

FREQUENTLY ASKED QUESTIONS

When should a heating pad be used?

Heating pads as recommended by a health care professional can be used for heat therapy or as desired for personal comfort.

How does heat therapy help?

Heat therapy enlarges the blood vessels of muscles, increasing the flow of oxygen and nutrients to the muscles. This therapy helps relieve painful discomfort, decreases muscle stiffness and increases flexibility.

Why did my heating pad stop working or cool down?

For safety purposes, this device will automatically shut-off after 2 hours.

What temperature does this product reach?

This heating pad is designed to reach the temperature limit allowed by Underwriters Laboratories, 158°F (70°C) when set on the highest setting.

FCC INFORMATION

IMPORTANT INFORMATION REQUIRED BY THE FCC

This device complies with Part 15 of the FCC Rules. Operation is subject to the following two conditions: (1) this device may not cause harmful interference; and (2) this device must accept any interference received, including interference that may cause undesirable operation.

NOTE: This equipment has been tested and found to comply with the limits for a Class B digital device, pursuant to Part 15 of the FCC Rules. These limits are designed to provide reasonable protection against harmful interference in a residential installation. This equipment generates, uses, and can radiate radio frequency energy, and if not installed and used in accordance with the instructions, may cause harmful interference to radio communications. However, there is no guarantee that interference will not occur in a particular installation. If this equipment does cause harmful interference to radio or television reception, which can be determined by turning the equipment off and on, the user is encouraged to try to correct the interference by one or more of the following measures:

Reorient or relocate the receiving antenna.

Increase the separation between the equipment and receiver.

Connect the equipment into an outlet on a circuit different from that to which the receiver is connected.

Consult the dealer or an experienced radio/TV technician for help.

CAUTION: Changes or modifications not expressly approved by the party responsible for compliance could void the users authority to operate the equipment.

1-YEAR LIMITED WARRANTY

The warrantor guarantees that its Heating Pad Wrap will be free from manufacturing defects under normal use for a period of ONE -years. Approved claims within one year from purchase will receive replacement at no charge including shipping and handling. This warranty covers only normal use, and does not apply to use in any clinical or commercial applications. This warranty does not cover damage due to neglect, abuse, or weather related damage.

If you are within your warranty from date of purchase, you can contact us through order. Please provide :(i) copy of your Order ID; (ii) a written description of the problem; (iii) Damaged Picture

If you need to return your product during the warranty period. When returning a product, please Carefully package the product to avoid any damage that may occur while in transit.

**EXCEPT AS PROVIDED FOR IN THIS LIMITED WARRANTY,
ALL EXPRESS AND IMPLIED**

WARRANTIES AND CONDITIONS ARE DISCLAIMED, INCLUDING WITHOUT LIMITATION THE IMPLIED WARRANTIES OF MERCHANTABILITY AND FITNESS FOR A PARTICULAR PURPOSE. THE REPAIR OR REPLACEMENT AS PROVIDED UNDER THIS LIMITED WARRANTY IS ,THE EXCLUSIVE REMEDY OF THE CONSUMER, AND IS PROVIDED IN LIEU OF ALL OTHER WARRANTIES, EXPRESS OR IMPLIED. IN NO EVENT SHALL THE WARRANTOR BE LIABLE, WHETHER IN CONTRACT OR TORT (INCLUDING NEGLIGENCE) FOR DAMAGES IN EXCESS OF THE PURCHASE PRICE OF THE PRODUCT, OR FOR ANY INDIRECT, INCIDENTAL, SPECIAL OR CONSEQUENTIAL DAMAGES OF ANY KIND, OR FOR DAMAGES TO, OR LOSS OF, OTHER PROPERTY OR EQUIPMENT OR PERSONAL INJURIES TO THE FULL EXTENT THESE DAMAGES MAY BE DISCLAIMED BY LAW.

Some states and jurisdictions do not allow the limitation or exclusion of incidental or consequential damages, or limitation on the length of an implied warranty, so the above limitations or exclusions may not apply to you. This warranty gives you specific legal rights, and you may also have other rights that vary from state to state or from one jurisdiction to another.