

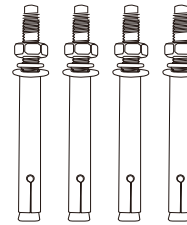
Model # WF-PB003

Ashtray Box

Instructions



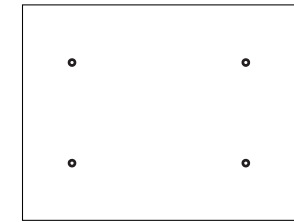
Accessories



Anchor x 4pcs
M10 x 120 mm



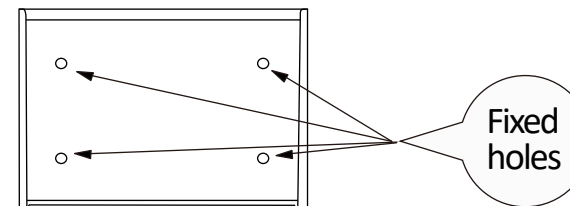
Keys x 2pcs



cardboard template
for holes x 1pc

Installation

1. There are 4 fixed holes on the bottom of parcel box. Before you start to install, please measure the actual holes distance on the box with measuring tool.



2. Please refer to the holes distance to drill the holes (depth 3-1/2", diameter 1/2" drill bit) on the ground accordingly.
3. Aligning the holes on the ground with box, to make sure they are lining up, and then fix the anchors to the ground accordingly.
4. Use wrench or socket to fasten the anchors.

