



Project/Job Name: \_\_\_\_\_

Location: \_\_\_\_\_

Fixture Type: \_\_\_\_\_

Notes: \_\_\_\_\_

**S11873R1** - 12 Watt LED Direct Wire Downlight; Slimfit; Smooth Baffle; 6 Inch; CCT Selectable; Square; Remote Driver; White Finish

- Air Tight
- IC Rated
- CCT Selectable



## ELECTRICAL

Technology:	LED
Watts:	12W
Volts:	120V
Lumens:	1000L
CRI:	90
Rg Value :	57
CCT (Kelvins):	27K/30K/35K/40K/50K - Warm White to Natural Light
Beam Spread :	105
Hours Rated:	50000
Dimmable:	Yes-Dimmable -
Dimmable Down To %:	100 to 20 percent
Dimming Type :	Phase cut
Incandescent Equivalent :	75W
Operating Temperature :	-20C (-4F) to +45C (+113F)
Connection:	Direct Wired
THD:	<20%
Power Factor :	>0.9
Voltage Type:	AC Only
Warranty:	5-Years

## PACKAGING

Each UPC:	045923410871
Each Quantity:	1
Each Dimensions:	8.46 x 3.74 x 7.68

## PHYSICAL

Finish:	Matte White
Lens Finish:	Matte Frosted
Lens Material:	Polystyrene (PS)
Dimensions:	L:7.16" W:7.16" H:1.34"
Weight (Lbs.):	1.37
Material:	Aluminum

## INSTALLATION











Ceiling Aperture:	6.30 in. Cutout
Sloped Ceiling Compatible:	No

## COMPLIANCE

Safety Listing:	cETLus - Listed
Location Rating:	Wet
Indoor/Outdoor:	Indoor
Energy Star Qualified:	Yes
Energy Star Unique ID:	ESID-4046696
Energy Star Lamp Category:	Downlight Recessed
CA Prop 65:	Lead
BAA Compliant:	No
Closet Rated:	Yes
FCC Compliant:	Yes
NEC Compliant:	Clothes Closet Certified - Reg: 410.16 (A)(3) and 410.16 (C)(5)
RoHS Compliant:	Yes
Restrictions:	No Restrictions

**ACCESSORIES**

---

	<b>80-866</b>	6-Inch Asymmetric New Construction Recessed Downlight Mounting Plate; Flat
	<b>80-867</b>	Universal New Construction Recessed Downlight Mounting Plate; Flat; 3,5-Inch; 4-Inch; 6-Inch; 8-Inch
	<b>80-944</b>	New Construction Mounting Plate with Hanger Bars for T-Grid or Stud/ Joist mounting of 6-inch Recessed Downlights; Up to 6.25-inch hole diameter
	<b>80-952</b>	New Construction Mounting Plate for Stud/ Joist mounting of 6-inch Recessed Downlights; Up to 6,5-inch hole diameter
	<b>80-973</b>	Emergency Driver Enclosure; For use with S8000 and S8002
	<b>80-985</b>	6 FOOT REMOTE DRIVER 3-PIN EXT
	<b>80-987</b>	Emergency Remote Test Switch; Single Gang Plate; White Finish
	<b>80-997</b>	Downlight Hanger Bar Kit; For Asymmetrical Plates; New Construction
	<b>S8000</b>	5 Watt LED Emergency Driver; 120-277 Volts
	<b>S8002</b>	10 Watt LED Emergency Driver; 120-277 Volt