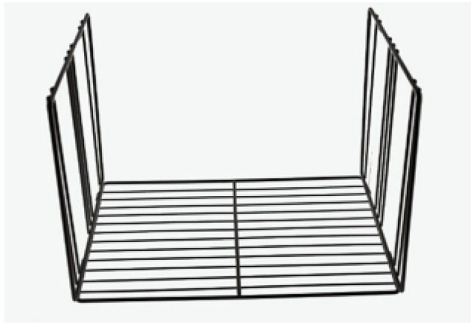


Assembly Instructions

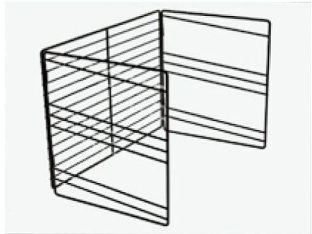


1



Open both side panels.

2

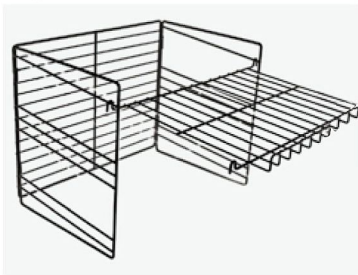


Stand up frame be sure that the bars for the shelves are slanted forward.



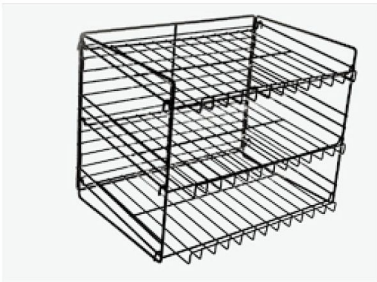
Choose your desired height.

3



Start by hooking the shelf to the front of the frame then slide it all the way back and attach the other two hooks one at a time.

4



Repeat step 3 for the other two shelves.



NOTE:

when finished all shelves should be slanted down towards the front of the frame so that cans can roll down.