

### Features

- Two Industrial handles offer separate control of hot and cold water.
- For use with Components K-77967, K-77965, K-77968, K-77966, or K-77969 spout (sold separately).
- Coordinates with Components faucets, shower trim, and accessories to complete your bathroom.
- UltraGlide® engineered ceramic disc valves resist deterioration and mineral buildup, resulting in long-lasting, reliable performance.

### Material

- Premium metal construction for durability and reliability.
- KOHLER finishes resist corrosion and tarnishing.

### Installation

- For 8" - 16" (203 - 406 mm) centers.
- Handles pre-assembled on valves to simplify installation.

### Recommended Products/Accessories

K-77967 bathroom sink spout with Tube design  
K-77965 tall bathroom sink spout with Tube design  
K-77968 bathroom sink spout with Ribbon design  
K-77966 tall bathroom sink spout with Ribbon design  
K-77969 bathroom sink spout with Row design  
K-23887 tall bathroom sink spout with Row design  
K-23723 Faucet cleaner

### Optional Products/Accessories

1303704 24" outlet hose assembly



### Codes/Standards

ASME A112.18.1/CSA B125.1

NSF/ANSI 61

NSF/ANSI 372




All applicable US Federal and State material regulations

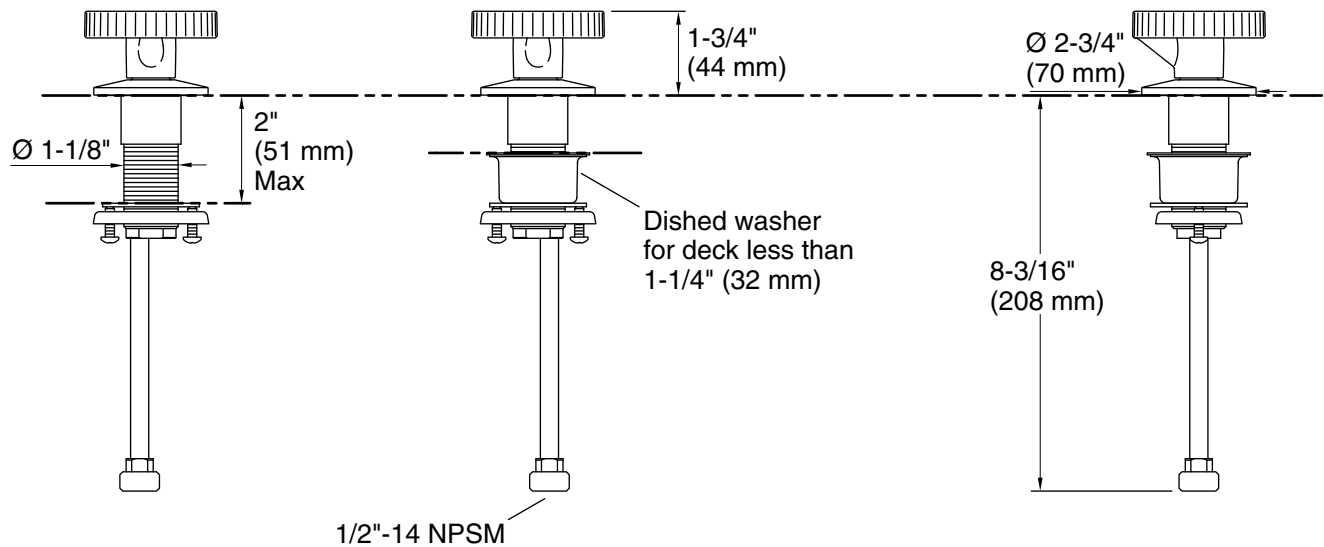
### KOHLER® Faucet Lifetime Limited Warranty

See website for detailed warranty information.

### Available Colors/Finishes

*Color tiles intended for reference only.*

Color	Code	Description
	CP	Polished Chrome
	BN	Vibrant® Brushed Nickel
	BL	Matte Black



### Technical Information

All product dimensions are nominal.

Drain included: No

### Notes

Install this product according to the installation instructions.