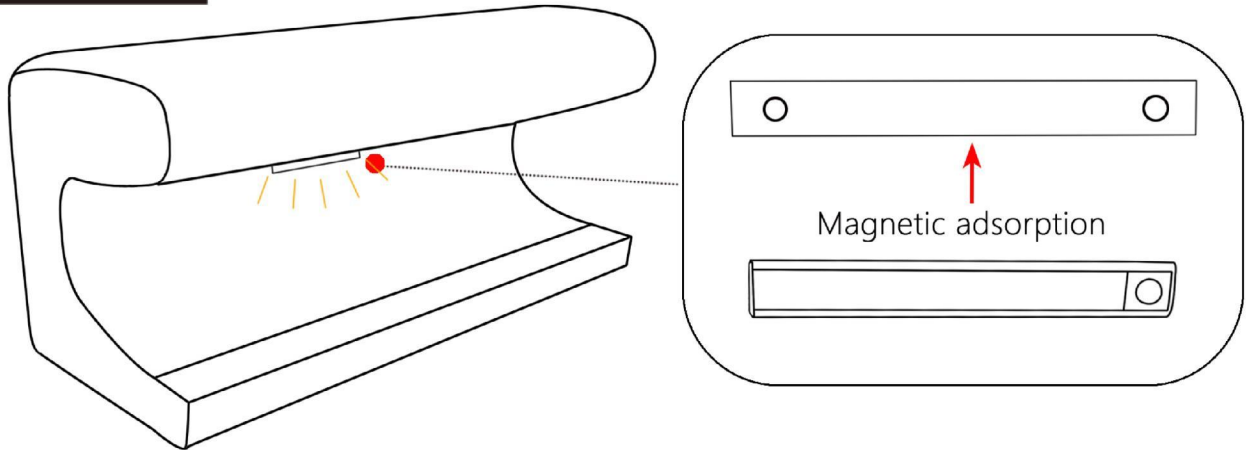



INSTRUCTIONS

Product Picture



Product Instructions



Movement Sensor [Pir]
150° 3-5 Meter Detection
Range

RUTO OFF 20 Sec After No Movement
Built in light sensing device

► Mode 1



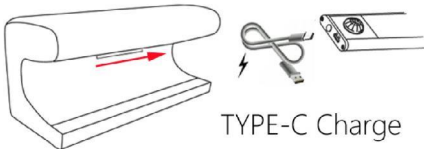
- 1x ON
- 2x Induction Mode
(the light turns on when the
human body is active in the dark
environment)
- 3x OFF

► Mode 2



Press and Hold The Button For Three Seconds
To Enter The Stepless Dimming Mode. Release
The Hand To Maintain The Current Brightness;
Press And Hold The Key Again For Three
Seconds To Enter The Reverse Dimming.
(Dimming Range 10%-100%)(Dimming is Available
In The Constant Light Mode And Induction Mode)

► Charging method



TYPE-C Charge



Charging indicator

- The red light is on during charging
- Green light after charging



Matters Needing Attention

1. Do not install it near the inlet and outlet of cold and hot air in a humid environment, strong light exposure, so as not to affect the sensitivity and cause wrong action.
2. If the light is not on for the first time, please charge it before use.
3. When the light is dim and the battery is exhausted, please charge the product in time.
4. The sensing area of the product surface cannot be covered by other objects. When cleaning the product surface, it is necessary to wipe it with a soft dry cotton cloth.
5. Do not place the product on an unstable surface to prevent damage to the lamp body and sensor due to collision.
6. In case of failure during the warranty period, please do not disassemble this product without permission, otherwise it will not be guaranteed.