

Features

- Metal construction.
- One-piece, self-contained ceramic disc valve allows both volume and temperature control.
- Temperature memory allows faucet to be turned on and off at any temperature setting.
- High-temperature limit setting for added safety.
- Remote valve.
- 7-3/4" (197 mm) swing spout reach.
- Lower flow aerator options are available (refer to the Kohler Price Book).
- 2.2 gal/min (8.3 l/min) maximum flow rate [max at 60 psi (4.14 bar)].



ADA

Codes/Standards




ASME A112.18.1/CSA B125.1
NSF 61
NSF 372
DOE - Energy Policy Act 1992
ADA
ICC/ANSI A117.1
All applicable US Federal and State material regulations

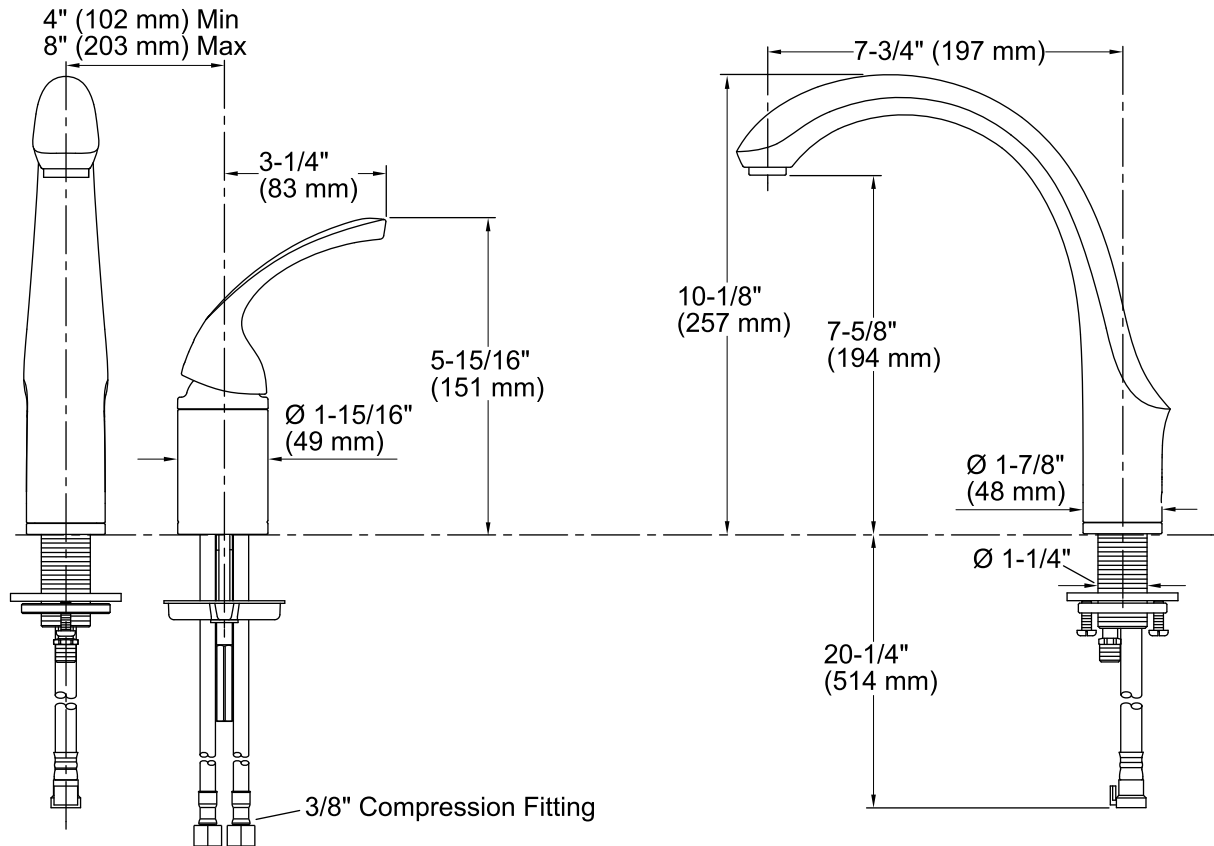
KOHLER® One-Year Limited Warranty

See website for detailed warranty information.

Available Color/Finishes

Color tiles intended for reference only.

Color	Code	Description
	CP	Polished Chrome
	BN	Vibrant® Brushed Nickel
	VS	Vibrant® Stainless



Technical Information

All product dimensions are nominal.

Spout reach: 7-3/4" (197 mm)

Faucet:

Flow rate: 2.2 gal/min (8.3 l/min)

Pressure: 60 psi (4.1 bar)

Notes

Install this product according to the installation guide.

ADA compliant when installed to the specific requirements of these regulations.