





ASSEMBLY INSTRUCTIONS & PARTS IDENTIFICATION

END TABLE

Thank you for purchasing this quality product. Be sure to check all packing material carefully for small parts that may have come loose inside the carton during shipment

Parts key			
No		Qty	Description
1		4 Pcs	Leg
2		1 Pc	Drawer Complete
3		1 Pc	Shelf
4		1 Pc	Storage Box
5		1 Pc	Pull w/Screw
6		4 Pcs	Floor Glide
7		1 Pc	Drawer stop
8		1 Pc	Drawer Glide

Hardware kit			
No		Description	Qty
A		Flat washer	12 Pcs
B		Lock washer	12 Pcs
C		Bolt M6 x 60	12 Pcs
D		Allen Key K4	1 Pc

