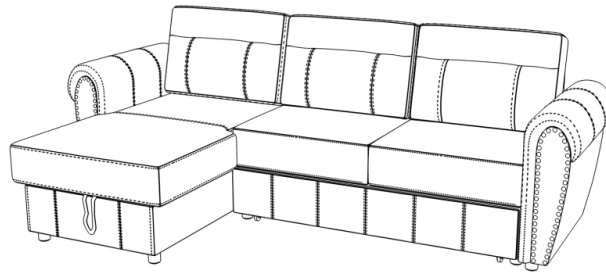


ASSEMBLY INSTRUCTION

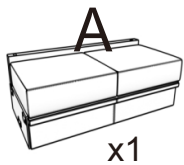
Please choose the **CHAISE** will be on the **LEFT** or **RIGHT** hand side

CHAISE ON THE LEFT

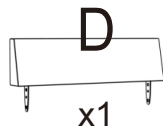
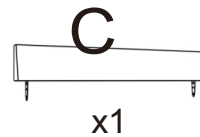
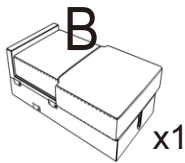


PARTS LIST

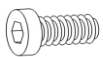
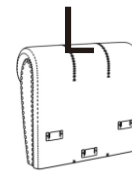
BOX-1



BOX-2



BOX-3



1

x8



2

x4



3

x1



4

x12

BEFORE ASSEMBLY

Open up **(BOX-1) (BOX-2)** Velcro of Non-Woven Fabric cover on the bottom of the seat frame to remove **back cushions, hardwares** and **legs**.

