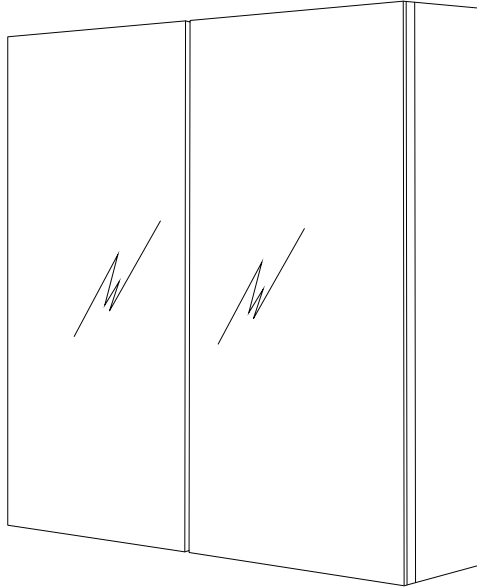


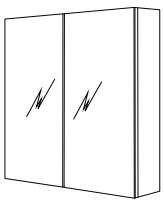
Diagram illustrating safety requirements for the assembly step:

- Tools:** A screwdriver and a power drill are shown as required tools.
- Warning:** A warning triangle with an exclamation mark is present.
- Time:** A clock icon indicates a 30-minute duration.
- Personnel:** A person icon and the number 2 indicate that two people are required.

A



A



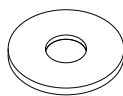
x 1

B



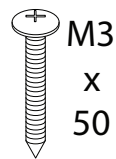
x 4

C



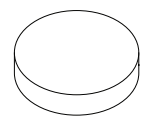
x 4

D



x 4

E



x 4

1

