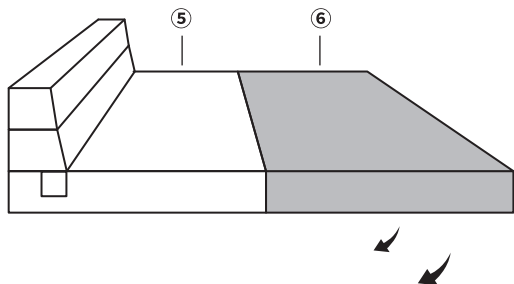
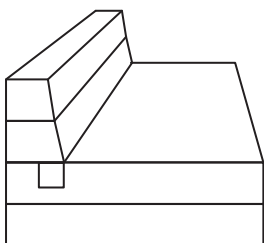


**Sofa mode:**

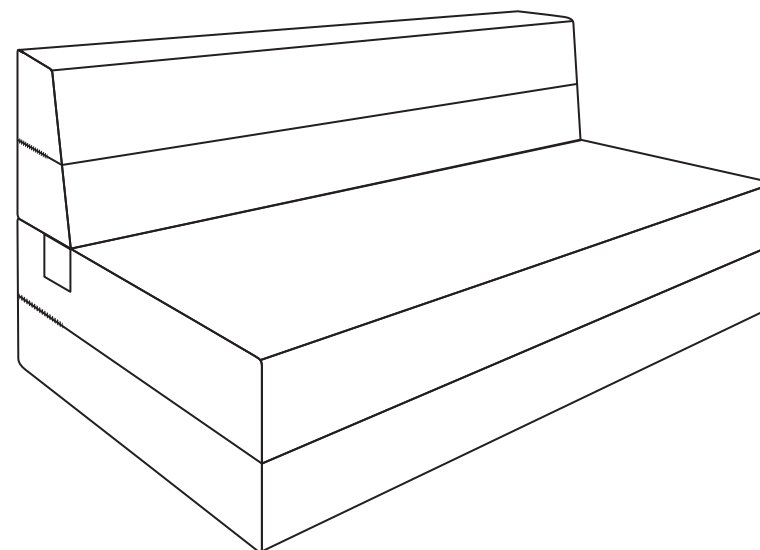


A: Put ⑥ under ⑤ in the direction of the arrow.



B: It can be changed from half lying mode to sofa mode.  
On the contrary, it can be changed from sofa mode to semi-lying mode and flat lying mode.

# PRODUCT INSTRUCTION MANUAL




## WARNING

To avoid choking hazards, keep the packaging bag away from infants and young children.  
Do not use on cribs, beds, strollers or fences. This bag is not a toy.  
Please clean up the unwrapped packaging bag immediately.  
Do not reuse this bag.

**Note:** When unpacking, please be careful to avoid scratching the product.

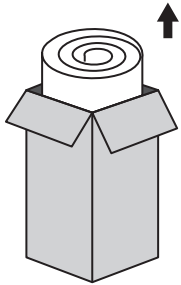
PLEASE READ THE INSTRUCTIONS CAREFULLY BEFORE USING THE PRODUCT

## 1. COMPONENT NAME:

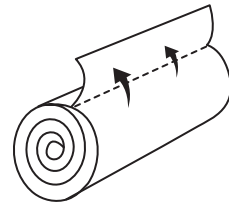


- ① Back 1
- ② Back 2
- ③ hook and loop fasteners
- ④ zipper
- ⑤ Cushion layer 1
- ⑥ Cushion layer 2

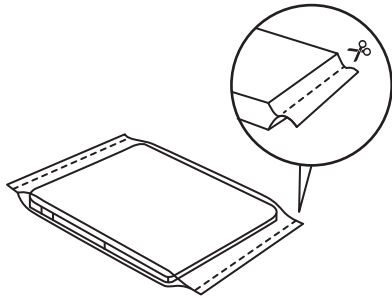
## 2. INSTRUCTIONS FOR UNPACKING:



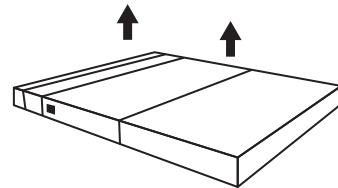
A: Remove the product.



B: Tear the wrapping film.



C: Lay the product flat on the ground and cut the PE bag.



D: Wait for the rebound.

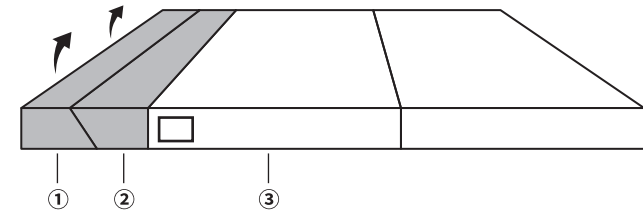
## 3. FUNCTION DESCRIPTION:

Lying flat mode:

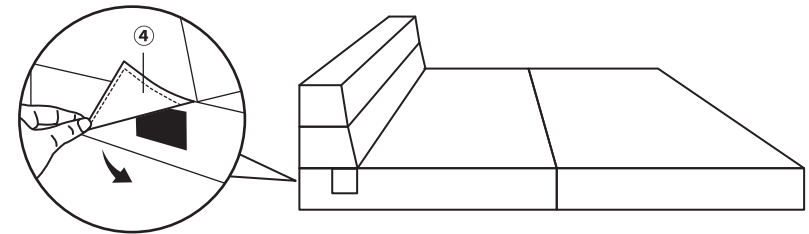


A: Lay the product flat and use it as a mattress.

Half lying mode:



A: Put ② on top of ⑤ and ① on top of ②.



B: Glue the Velcro ④ on the left and right sides of the product, and you can change the lying mode from flat to half lying mode.