


# Glass Pendant



Fixture Type:

Catalog Number:

Project:

Location:

## PRODUCT DESCRIPTION

Bring the elegance of crystal diamond jewelry to your lighting design. The pendant, with brilliant sparkle, will turn every head that walks by. Add some Hollywood flavor to your upscale living space with the dazzle of diamonds.

## FEATURES

- LED or Low voltage Halogen lamping
- Can be used on canopies, all Quick Connect™ systems and line voltage rail and track systems
- All socket sets include 72" wire that may be cut in the field
- UL & CUL Listed

## CONSTRUCTION

- **Shade:** Diamond Crystals
  - **LED or Low Voltage Socket Set:** Machined Aluminum
  - **Canopy:** Steel
- **Adapters – Solorail™, Duorail™:** Copper
  - **Adapters – 120V Track, Flexrail1 :** Polycarbonate

## COMPATIBLE SYSTEMS

### Canopy

LED or Low Voltage Halogen lamp

Includes:

- Shade
- Quick Adjust™ Canopy (shown)
- Socket Set
- Lamp



The patent pending Quick Adjust™ Canopy has an adjustable cable that stores inside the canopy housing for easy in-field height adjustments.

*Sold as a complete unit with a single Order Number, no adapters needed.*

### Quick Connect™

LED or Low Voltage Halogen lamp

Includes:

- Shade
- Threaded Male Connector (shown)
- Socket Set
- Lamp



For use on 120V Track, Solorail™, Duorail™, and Flexrail1™ with proper Quick Connect™ adapter (sold separately).

Can also be used on any Quick Connect™ Canopy (sold separately) no adapter needed.

*Threaded Male Connector easily joins with all Quick Connect™ Adapters and Canopies.*

For Lamp Specifications and Ordering Information see next page.

# Glass Pendant

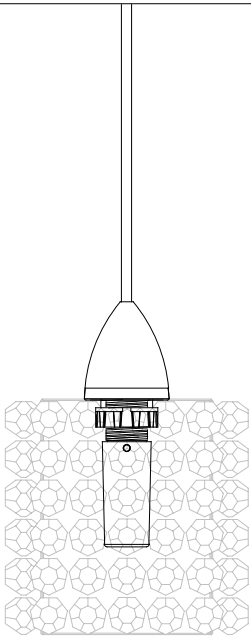
## SOCKET SET and LAMP INFORMATION

### LED

- Lamp: LEDme® (included)  
Power: 4W  
Lumens: 330  
Color Temperature: 3000K  
CRI: 85
- May be dimmed w/electronic low voltage (ELV) dimmer
  - Threaded ring used to secure shade to socket
  - 30,000 hour rated life
  - Energy efficient
  - No projected Ultraviolet or Infrared radiation

### Low Voltage




- Lamp: 12V Halogen JC-50 (included)  
Power: 50W max
- May be dimmed
  - Lamp shield secures shade to socket
  - Includes 12V, 50W halogen bi-pin
  - 20W and 35W lamps available (order separately)




System	Model	Lamping	Shade Finish	Socket Finish
Canopy Quick Connect™		LED Halogen	Black Ice Champagne Diamond White Diamond (Clear)	Brushed Nickel Chrome Dark Bronze

Canopy models include Quick Adjust™ canopy  
Quick Connect™ models require additional adapter

## SHADE COLORS





Black Ice	Champagne Diamond	White Diamond (Clear)
		

## FINISHES

Brushed Nickel	Chrome	Dark Bronze
		

# Glass Pendant





## QUICK CONNECT™ ADAPTERS (order one per fixture)

<b>Solorail™</b>	Model #	Finish	<b>Duorail™</b>	Model #	Finish
					
<b>Flexrail1™</b>			<b>120V Track</b>		
					

## ORDER NUMBER

Model #		Finish	
	-		

## QUICK CONNECT™ CANOPIES with INTEGRAL DRIVER

							
Model #	Finish	Model #	Finish	Model #	Finish	Model #	Finish

## QUICK CONNECT™ CANOPIES for use with REMOTE TRANSFORMER

## ORDER NUMBER

Model #		Finish	
	-		

## FINISHES

Black	Brushed Nickel	Chrome	Dark Bronze	Mirror	Platinum	White
						