

NOTICE

- * Please make sure that you have all parts indicated before you begin assembly of this item
- * This item should be assembled on a soft surface to prevent scratching the finish during assembly
- * This item may require periodic tightening

Product Dimensions: 16"D X 26"H



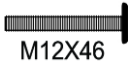

PREPARATION

- *Before beginning assembly of product, make sure all parts are present. Compare parts with package contents list and hardware contents list.
- *If any part is missing or damaged, do not attempt to assemble the product.
- *Estimated Assembly Time: 5 minutes



CARE AND MAINTENANCE

- *Spot clean using a mild water-free solvent. Only a professional cleaner should undertake a complete overall cleaning.
- *The use of steam or water-based cleaners may cause excessive shrinking or staining.

Part List and Hardware List

PIECE	DESCRIPTION	PICTURE	QUANTITY
A	METAL LEG		1X
B	TABLE TOP		1X
C	SCREW	 M12X46	4X
D	SCREW ARM		1X



 WARNING 

Weight Capacity: 40LBS

Warning: Do not stand on the table

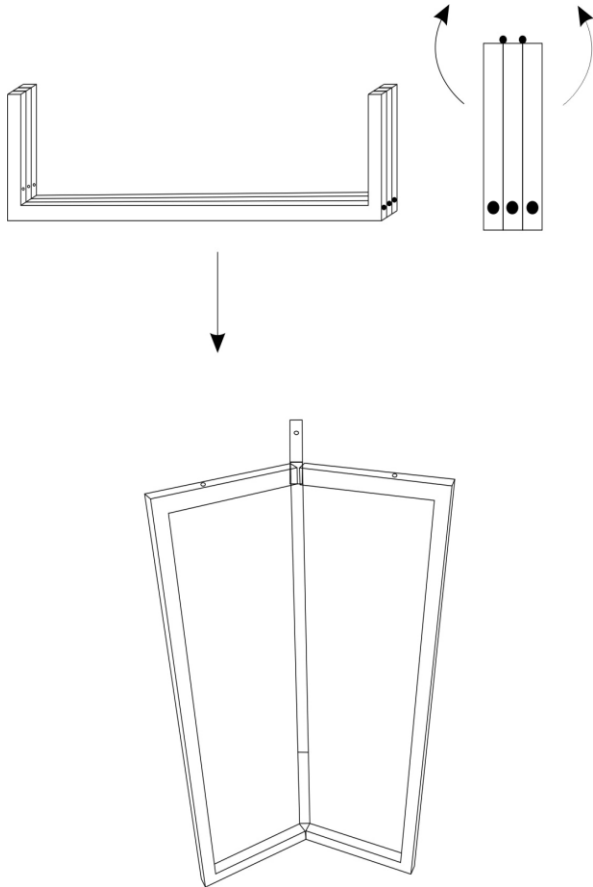
Warning: Do not over torque bolts.

PREPARATION

*Before beginning assembly of product, make sure all parts are present. Compare parts with package contents list and hardware contents list.

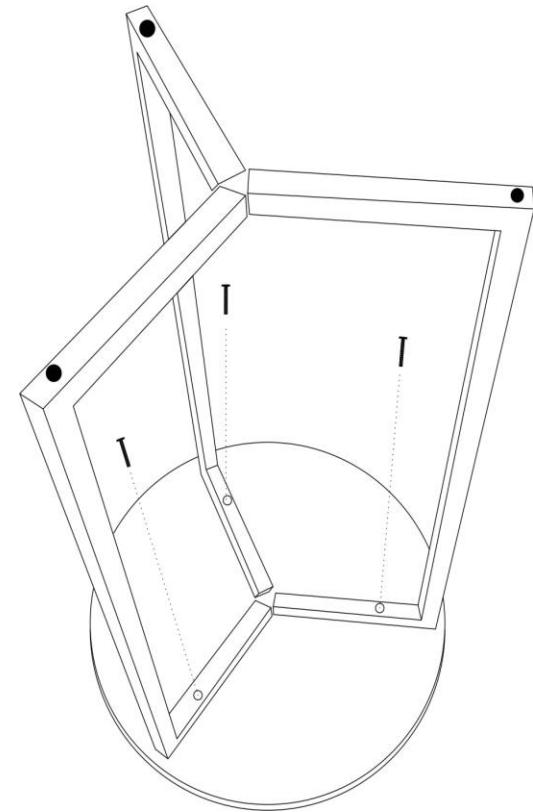
*If any part is missing or damaged, do not attempt to assemble the product.

*Estimated Assembly Time: 10 minutes.



Step 1

Open the Leg (A)



Step 2

Screwing the leg (A) in to the table top (B)