

# LP1042




## Everyday Carry Pen Light

2 AAA Batteries



### Features

- Constructed with aircraft-grade aluminum
- LPE optics
- Push/pull focus beam
- Textured grip
- High quality pocket clip
- Tactical on/off button
- IPX4 waterproof rating
- Batteries included (2 AAA)

ANSI/PLATO FL1 STANDARD			
MODES	 LUMENS	 RUN TIME	 BEAM DISTANCE
High	140 lm	45h	65m
Low	50 lm	1h 15m	35m

### Operation Instructions

**On/Off:** Press and release the button on the tail cap to turn the light on and off.



**Cycle Modes:** First turn the light on by pressing down the button on the tail cap completely and releasing. Half-press the button to cycle through modes (High/Low).

Light automatically resets to High mode when turned off.

**Focus Head:** To focus the light beam, gently push the head away from the light to extend it. Pull the head back towards the light to widen the beam.



### Battery Replacement

The LP1042 uses 2 AAA batteries. To replace the batteries, turn the tail cap counterclockwise to remove it. Tip the light downward to slide the batteries out of the penlight. Insert new batteries into the light (+) side facing down. For best results, we recommend using brand new alkaline batteries that are the same voltage and brand. Re-attach the tail cap by pressing down and turning it clockwise until tight.



If you know it will be a while between uses, we suggest removing the batteries from the flashlight and storing it in a dry, protected place.

### Product Warranty

The LP1042 has a Limited Lifetime Warranty Against Manufacturer's Defects from time of purchase. For warranty claims please contact us by calling 801-553-8886 or sending an email to [info@simpleproducts.com](mailto:info@simpleproducts.com)