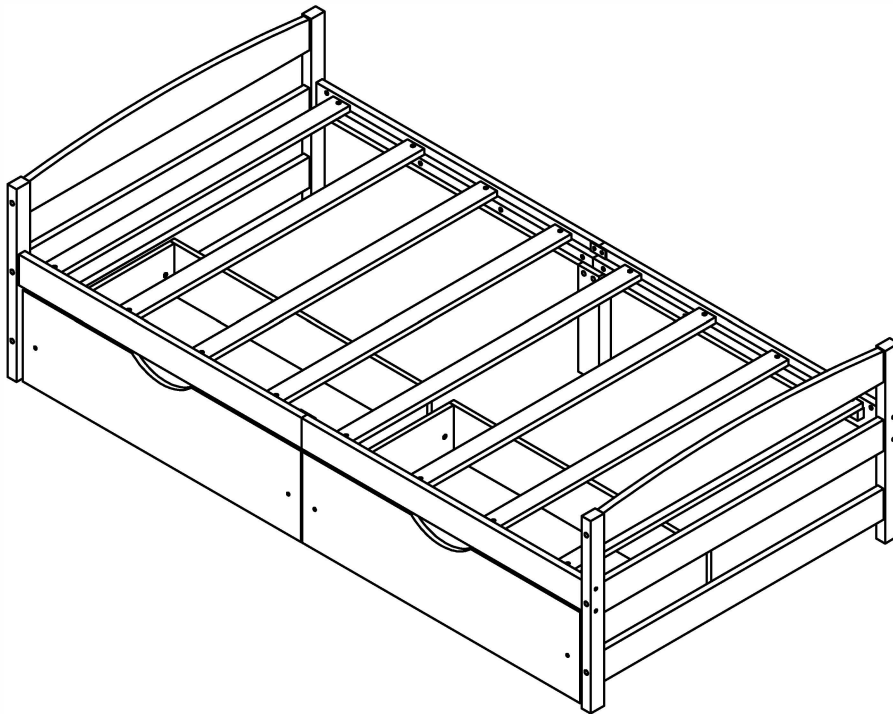
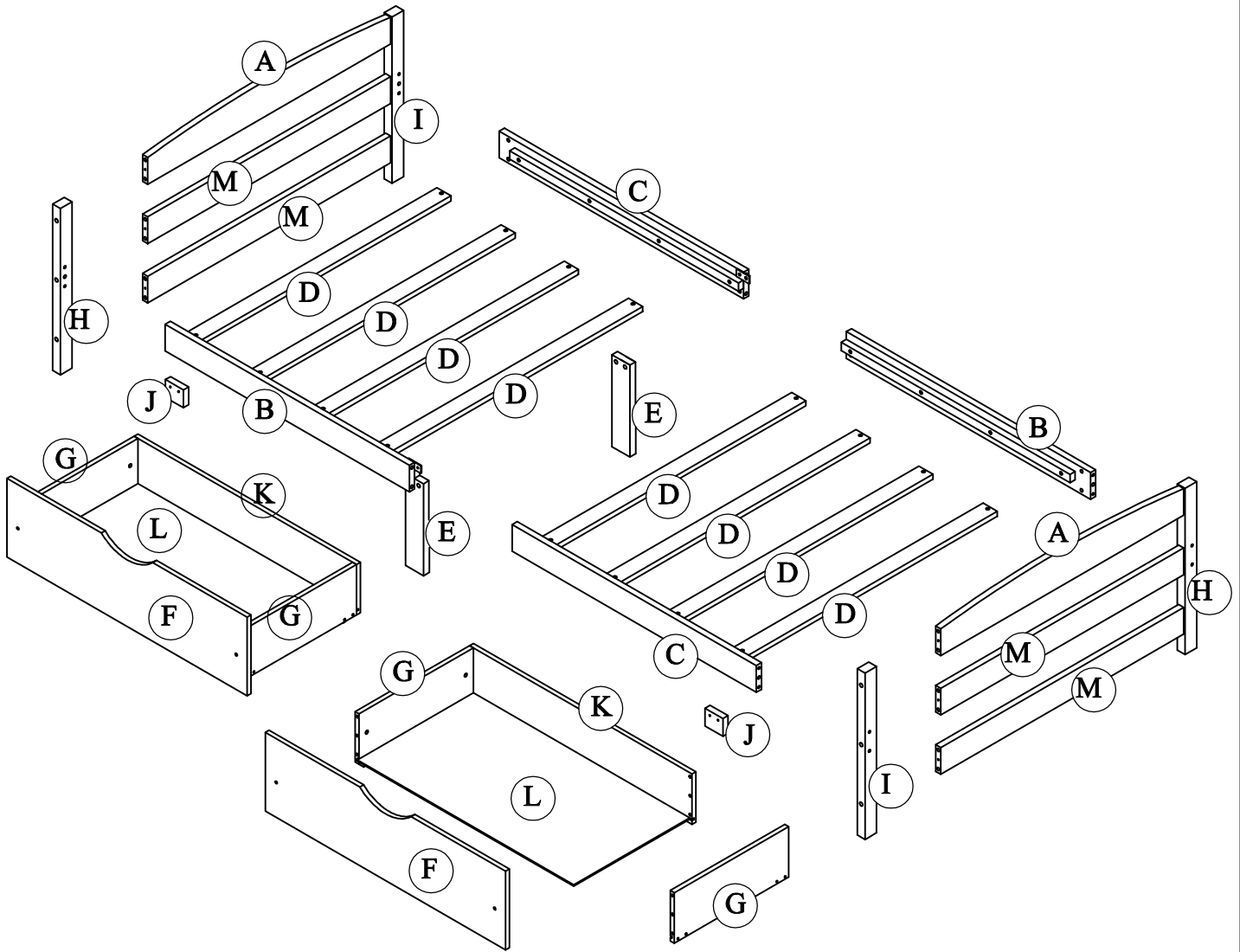


# ASSEMBLY INSTRUCTION

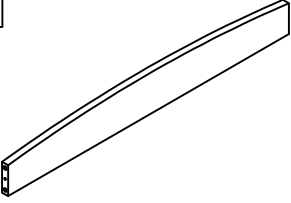
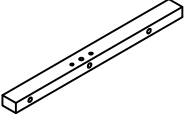
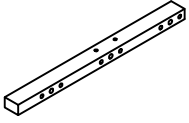
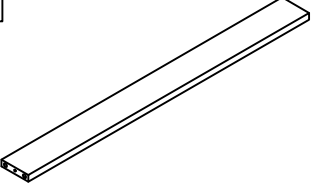
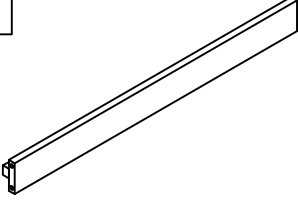
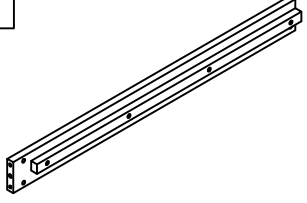
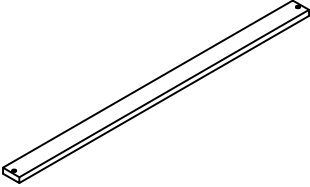
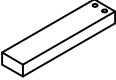
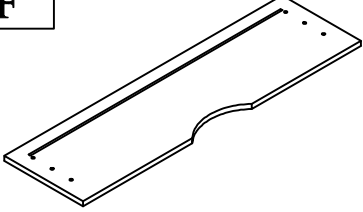
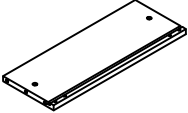
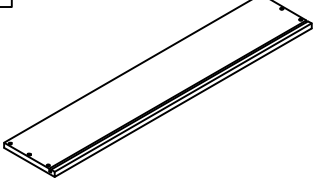
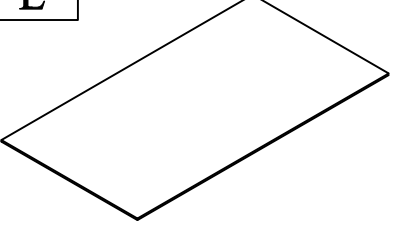

## TWIN BED















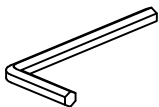
# Detail View



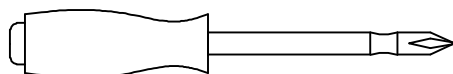
# Part List

<p><b>A</b></p>  <p>FB/HB top panel - 2pcs</p>	<p><b>H</b></p>  <p>Left front leg &amp; right back leg - 2pcs</p>	<p><b>I</b></p>  <p>Left back leg &amp; right front leg - 2pcs</p>
<p><b>M</b></p>  <p>HB/FB center &amp; bottom panel- 4pcs</p>	<p><b>B</b></p>  <p>Left front side rail &amp; right back side rail - 2pcs</p>	<p><b>C</b></p>  <p>Left back side rail &amp; right front side rail - 2pcs</p>
<p><b>D</b></p>  <p>Slat - 8pcs</p>	<p><b>E</b></p>  <p>Side rail support leg - 2pcs</p>	<p><b>F</b></p>  <p>Drawer front panel - 2pcs</p>
<p><b>G</b></p>  <p>Drawer side panel - 4pcs</p>	<p><b>K</b></p>  <p>Drawer back panel - 2pcs</p>	<p><b>L</b></p>  <p>Drawer bottom panel - 2pcs</p>
<p><b>J</b></p>  <p>Drawer stopper - 2pcs</p>		

# Hardware List

1	 Ø10*40mm <b>Wood dowel - 30pcs</b>	2	 (Ø15)1/4"*80mm <b>Hex - Head bolts - 8pcs</b>	3	 1/4"*10*13mm <b>Hole bolts - 16pcs</b>
4	 Ø6.5*90mm <b>Hex - Head bolts - 12pcs</b>	5	 Ø8*30mm <b>Wood dowel - 16pcs</b>	6	 (Ø15)1/4"*60mm <b>Hex - Head bolts - 8pcs</b>
7	 (Ø15)1/4"*35mm <b>Hex - Cap - 4pcs</b>	8	 (Ø15)1/4"*15mm <b>Hex - Cap - 4pcs</b>	9	 Ø4*15mm <b>Wood Screws - 8pcs</b>
10	 50*30*2mm <b>Metal - 2pcs</b>	11	 Ø4*30mm <b>Wood Screws - 36pcs</b>	12	 <b>Castor - 8pcs</b>
13	 (1/4")4.5*58mm <b>Allen Key - 1pc</b>				

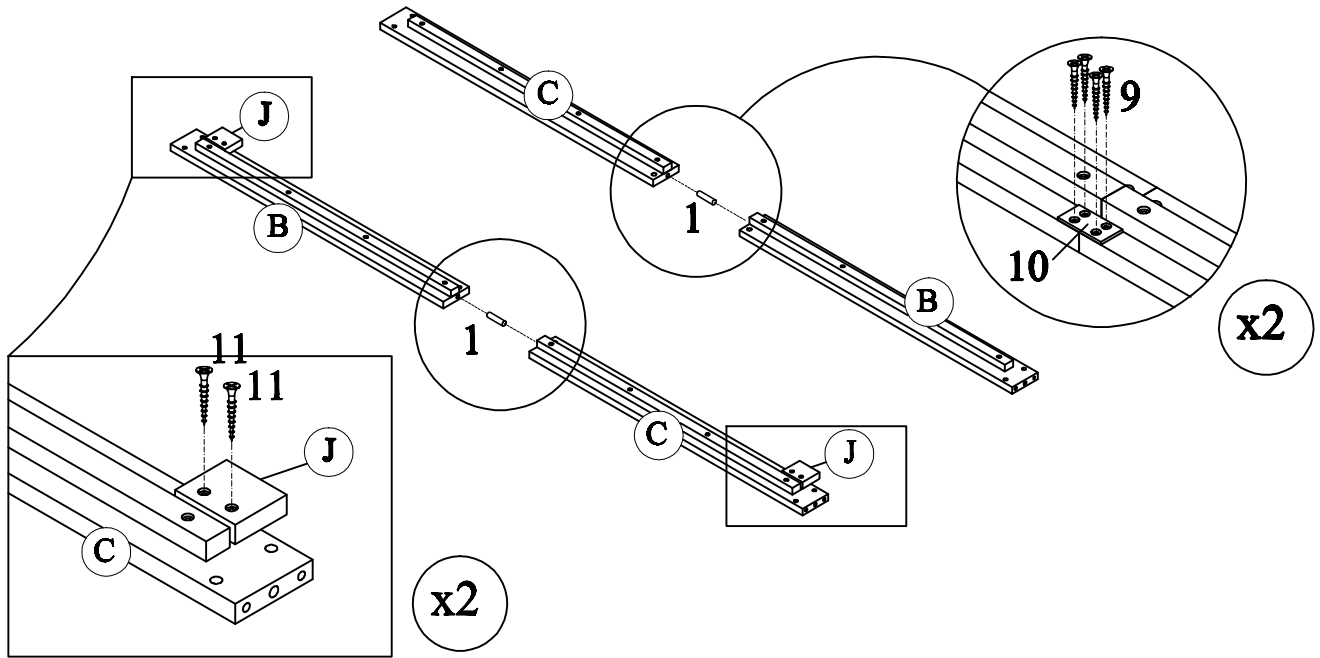
## ASSEMBLY TOOLS RUQUIRED (NOT INCLUDED)



**PLEASE BE CAREFUL DO NOT DAMAGE THE HOLE POSITION WHEN YOU USE POWER TOOLS !**

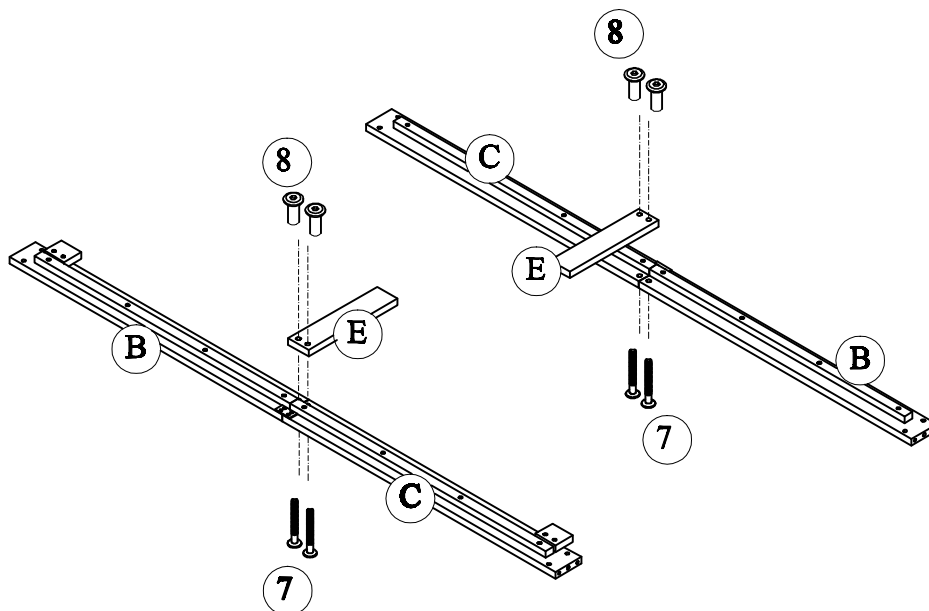
# STEP 1:

1	9	10	11
2PCS	8PCS	2PCS	4PCS





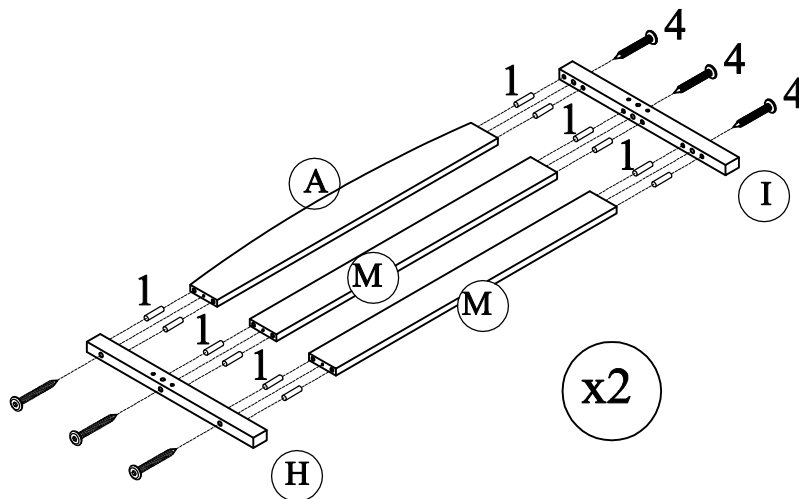
# STEP 2:

7	8
4PCS	4PCS






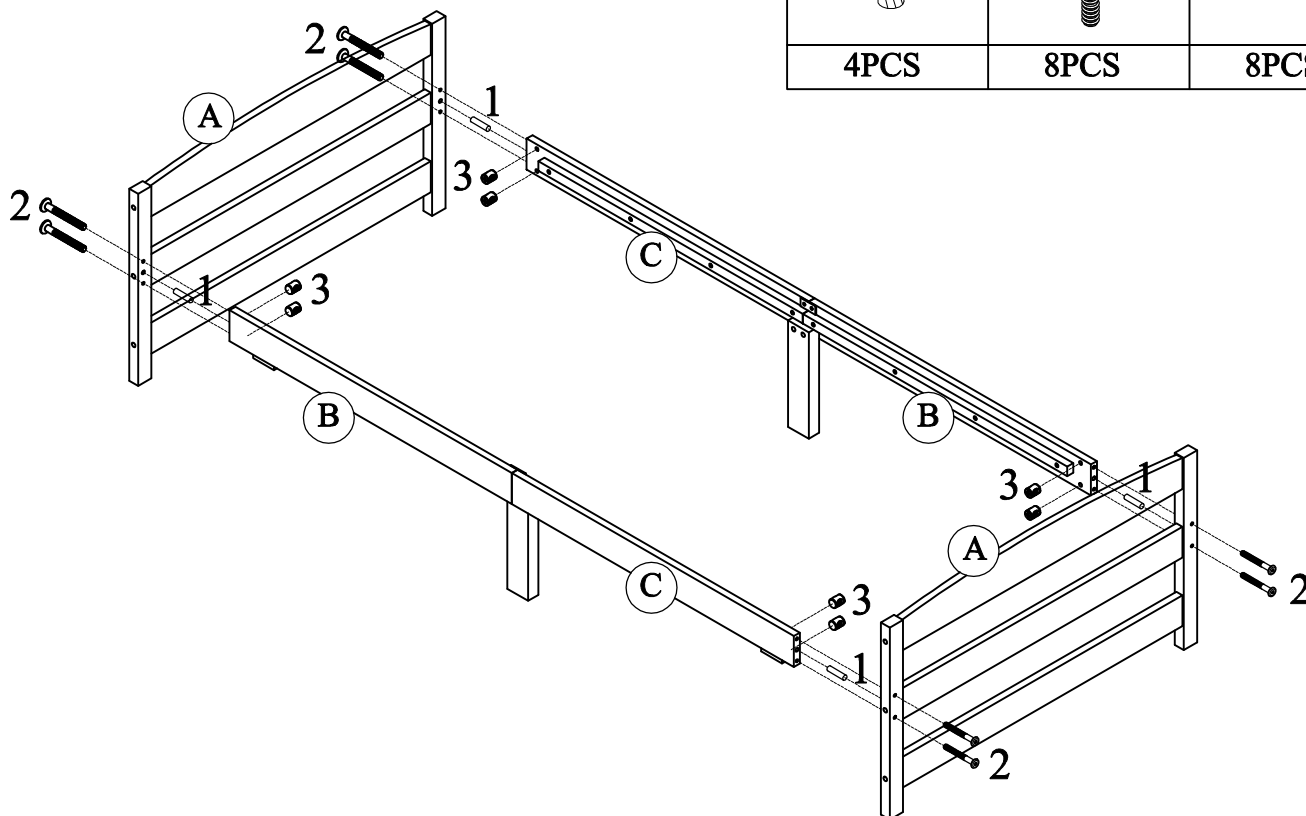
# STEP 3:

1	4
	
24PCS	12PCS

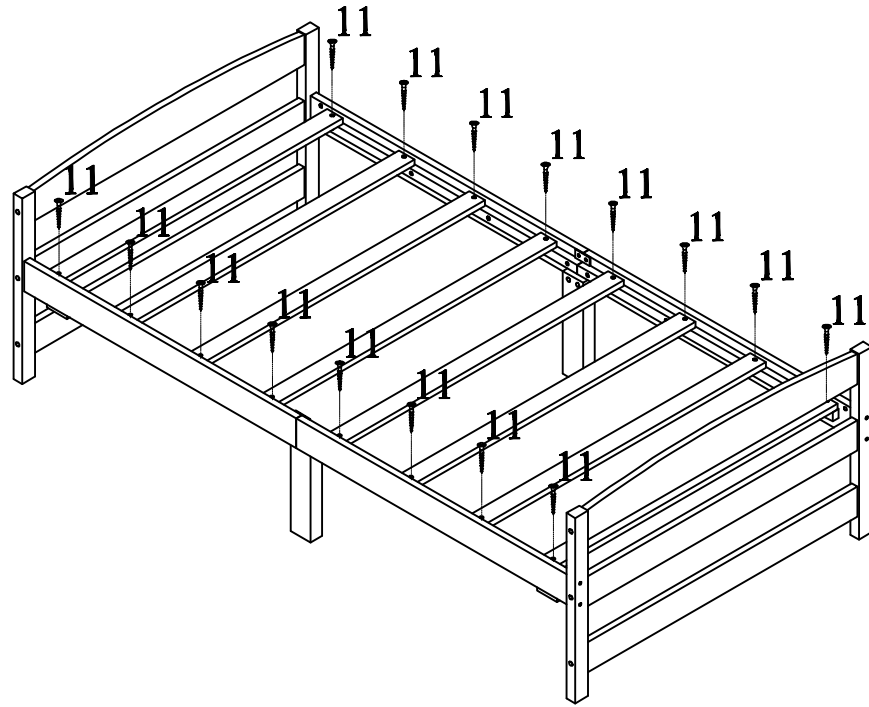



# STEP 4:

1	2	3
		
4PCS	8PCS	8PCS






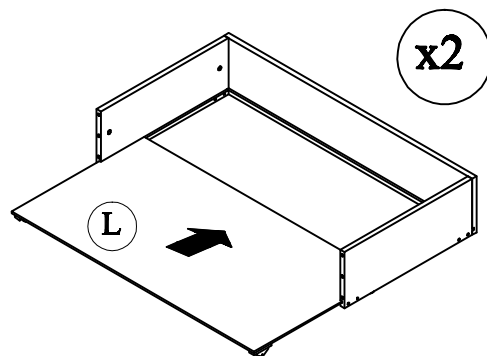
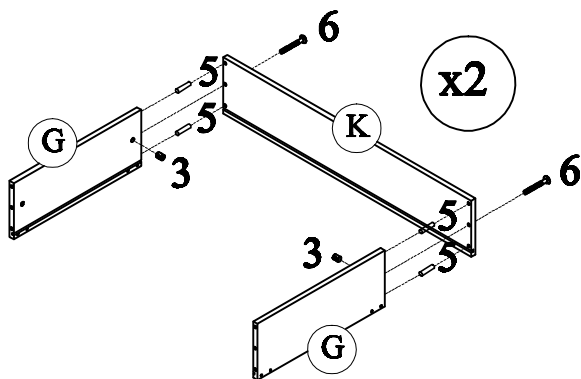
# STEP 5:








11

16PCS

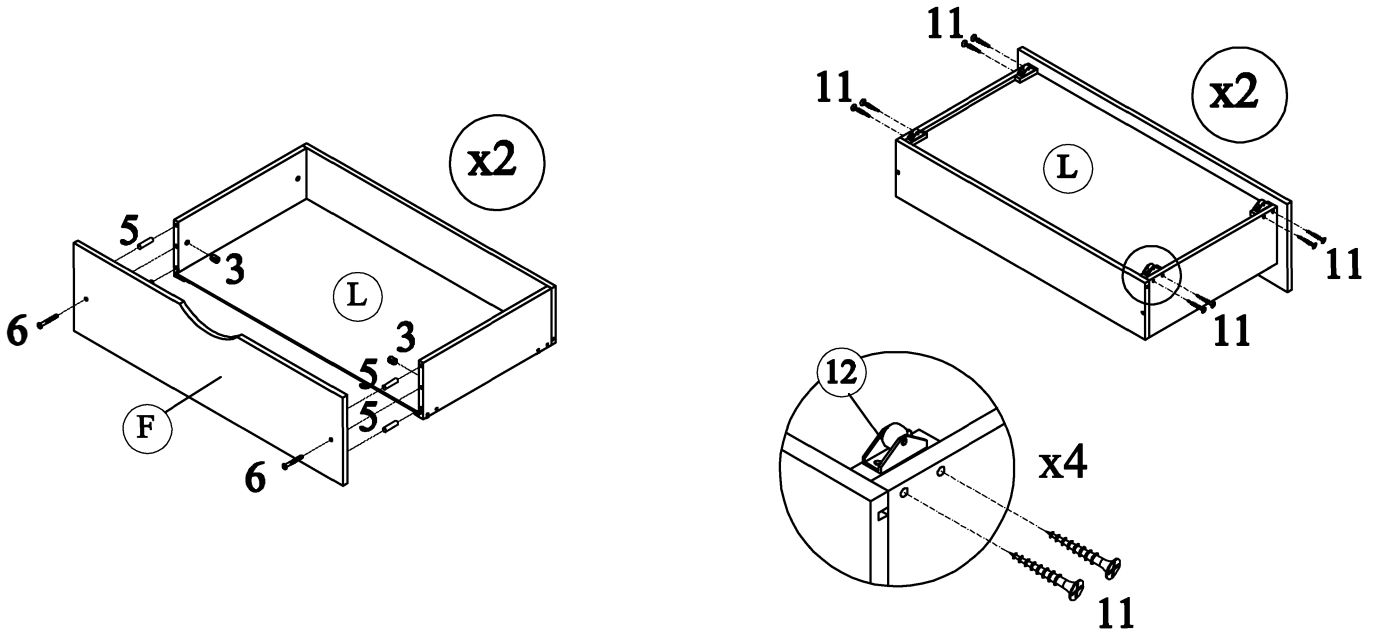
# STEP 6:

5	3	6
		
8PCS	4PCS	4PCS



# STEP 7:

5		3		6		11		12	
8PCS		4PCS		4PCS		16PCS		8PCS	



# STEP 8:

