



Outdoor Seat Cushion

Cushions are vacuum packed, once open, they will not fit back in box, please make sure you have measured for a good fit.

1



Measure the **Width** of the chair between the arms.

2



Measure the **Depth** of the seat.

3

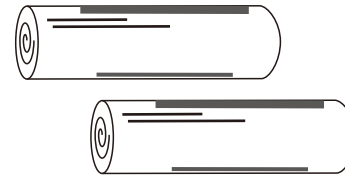


Measure the **Height** of the back cushion, from the top of the seat cushion to the top of the chair back.

Top up the cushion with the included extra filling to achieve your desired level of comfort. Scan the QR code for instruction.

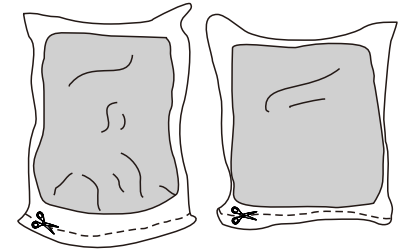


STEP1



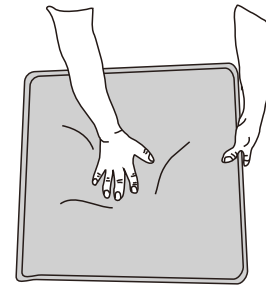
Take both the rolled seat cushion and back cushion out of the box.

STEP2



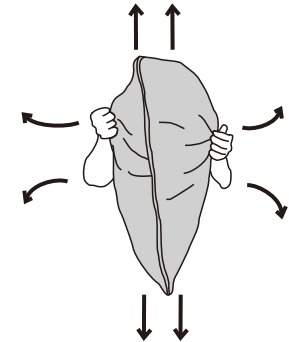
Cut the packaging seal carefully to avoid damaging the cushion inside.

STEP3



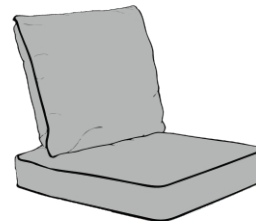
Flap the seat cushion and make the 4 corners in place.

STEP4



Fluff up the back cushion to make it fuller.

STEP5



Allow cushions 48 hours to fully expand.